

Institutional Effectiveness State-wide Framework

Year Two College/District Indicators and Goals

Institutional Effectiveness Committee – February 18, 2016

Presented by: David Rodriguez

Institutional Effectiveness Framework

Background Information

- ▶ **Framework of Indicators (Year-One)** – Developed in March 16, 2015
 - ▶ Four Categories (18 metrics)
 - ▶ Fiscal Health
 - ▶ Programmatic compliance with state & federal guidelines
 - ▶ Student Performance and Outcomes
 - ▶ Accreditation Status
 - ▶ College/District Requirements
 - ▶ Adopt short and long-term goals for 4 metrics
 - ▶ (Tied to eligibility to SSSP funds)

Institutional Effectiveness Framework

Background Information

▶ Framework of Indicators (Year-Two)

▶ Four Categories (22 metrics)

- ▶ Fiscal Health
- ▶ Programmatic compliance with state & federal guidelines
- ▶ Student Performance and Outcomes
- ▶ Accreditation Status

▶ College/District Requirements

- ▶ Adopt short and long-term goals for **8 metrics**

Institutional Effectiveness Framework

Year-Two Requirements

- ▶ **Fiscal Health (1)**
 - ▶ Fund Balance (same)
- ▶ **Programmatic Compliance w/ State and Federal Guidelines (3)**
 - ▶ Audit Findings:
 - ▶ Audit Opinion Financial Statement (same)
 - ▶ State Compliance (NEW)
 - ▶ Federal Compliance (NEW)
- ▶ **Accreditation Status (1)**
 - ▶ Latest ACCJC action (same)

Institutional Effectiveness Framework

Year-Two Requirements

- ▶ **Student Performance and Outcomes** (3 – College level)
 - ▶ Successful Course Completion **(MODIFIED)**
 - ▶ Fall semester rates, instead of annual rates
 - ▶ Student Achievement Metric **(NEW)**
 - ▶ Choose 1 of 4 metrics related to **unprepared/basic skills students**
 - ▶ College Choice Student Achievement **(NEW)**
 - ▶ **Unclear:** *“Colleges are invited to develop and set a unique goal to support the effectiveness of their institution. The metric selected is left to the discretion of the college and will be captured under the optional college choice selection in the monitoring portal.”*

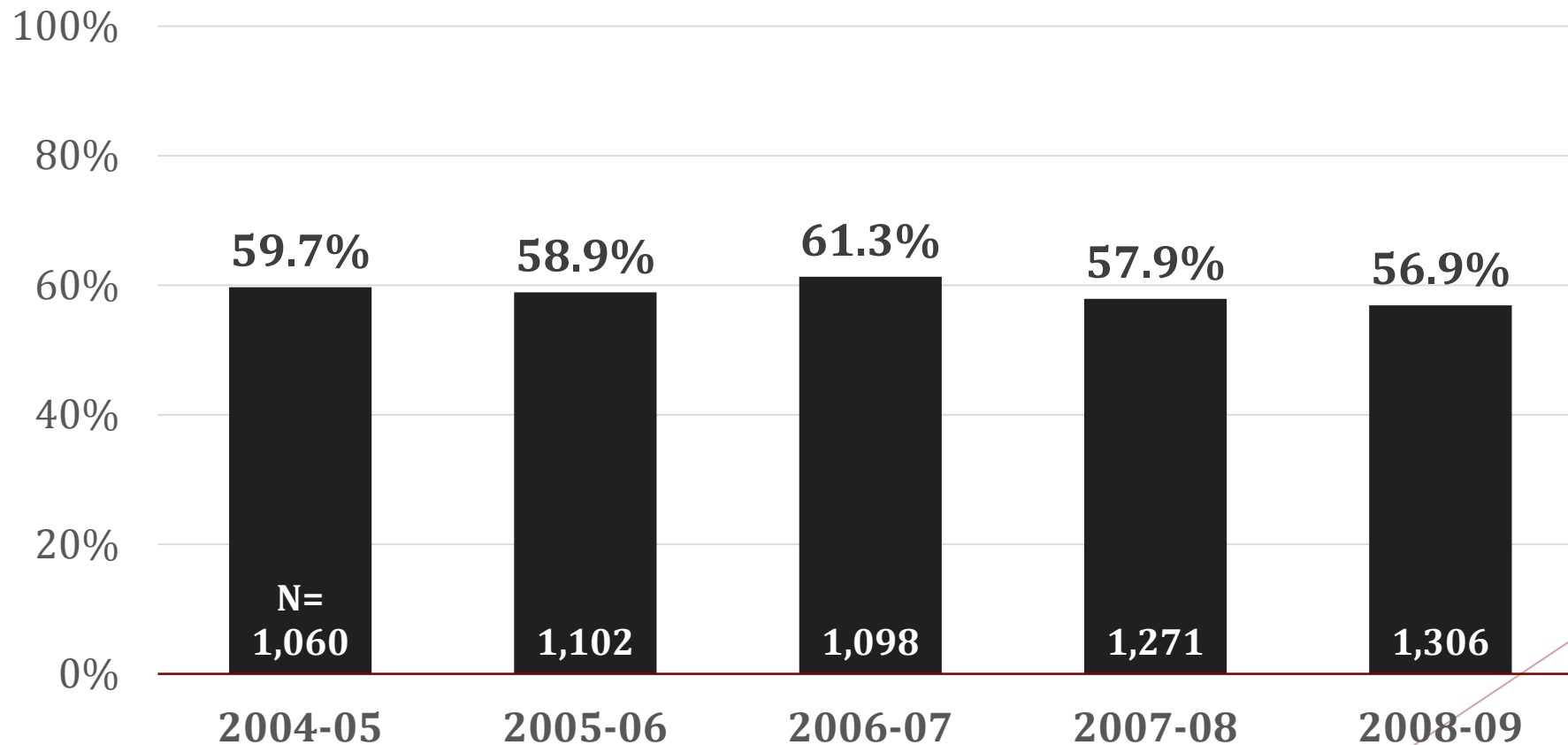
Institutional Effectiveness Framework

Year-Two Requirements

- ▶ **Student Achievement Metric – COLLEGE OPTIONS:**
 - ▶ 9. Completion Rate - Unprepared for College
 - ▶ 11. Remedial Rate – Math
 - ▶ 12. Remedial Rate – English
 - ▶ 13. Remedial Rate - ESL

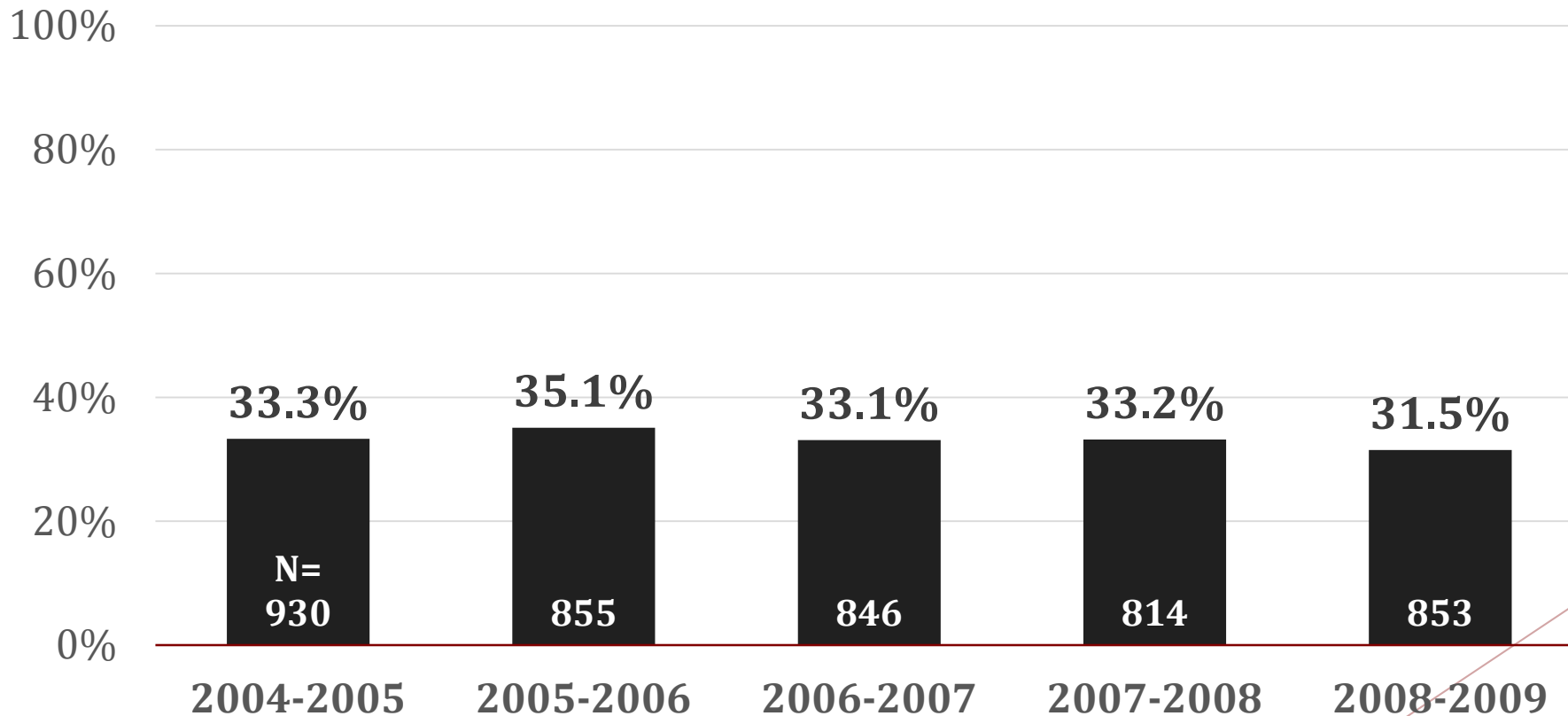
INDICATOR #9: Completion – Unprepared

Completion Rate of LPC Students Unprepared for College
Latest 5 Cohorts: 2004-05 to 2008-09



INDICATOR #11: Remedial Rate – Math

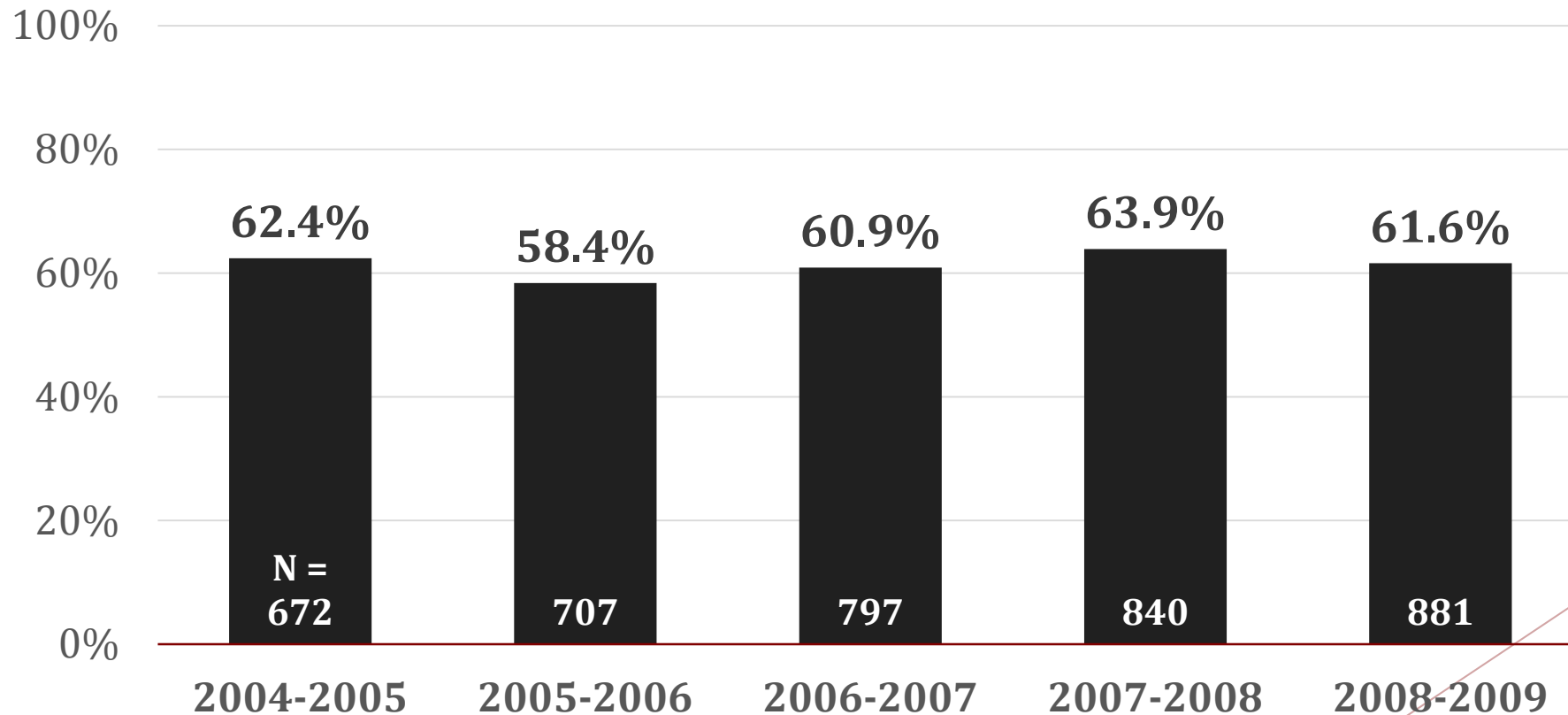
Percentage of LPC Basic Skills Math Students Who Completed College-level Math Within Six Years
Latest 5 Cohorts: 2004-05 to 2008-09



Source: CCCCO Student Success 2015 Scorecard

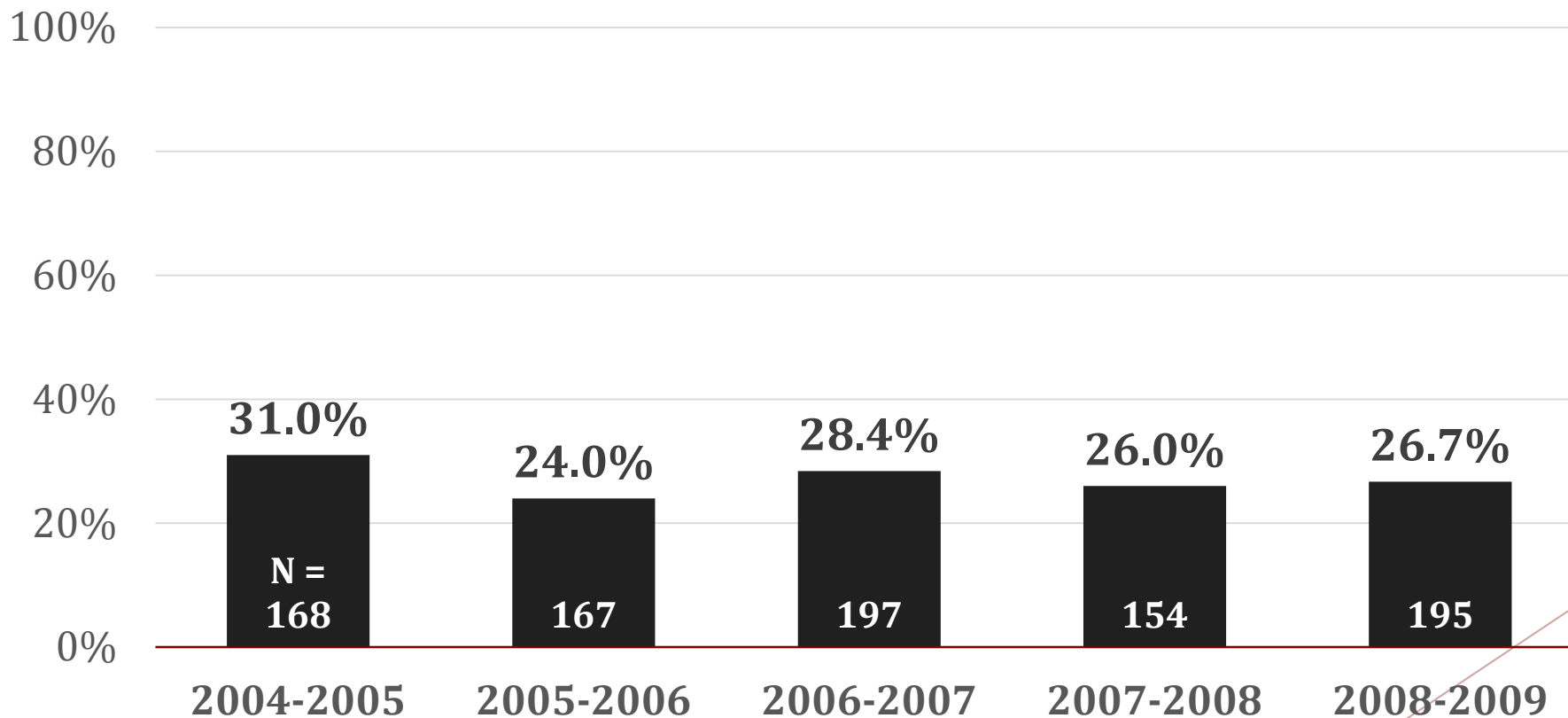
INDICATOR #12: Remedial Rate – English

Percentage of LPC Basic Skills English Students Who Completed College-level English Within Six Years
Latest 5 Cohorts: 2004-05 to 2008-09



INDICATOR #13: Remedial Rate – ESL

Percentage of LPC ESL Students Who Completed College-level English Within Six Years
Latest 5 Cohorts: 2004-05 to 2008-09



Source: CCCCO Student Success 2015 Scorecard



California Community Colleges Chancellor's Office
INSTITUTIONAL EFFECTIVENESS

Login Select a District Definitions and Guidance

Welcome to the Institutional Effectiveness reporting portal for the California Community Colleges Chancellor's Office.

Please Select a District

District Chabot-Las Positas ▼

Select

California Community Colleges, Chancellor's Office
1102 Q Street Sacramento, California 95811
Send questions to IE | InstEffect@cccco.edu
© 2015 State of California. All Rights Reserved.

Institutional Effectiveness Indicator Portal – Current Data

<https://misweb.cccco.edu/ie/DistrictSelect.aspx>