

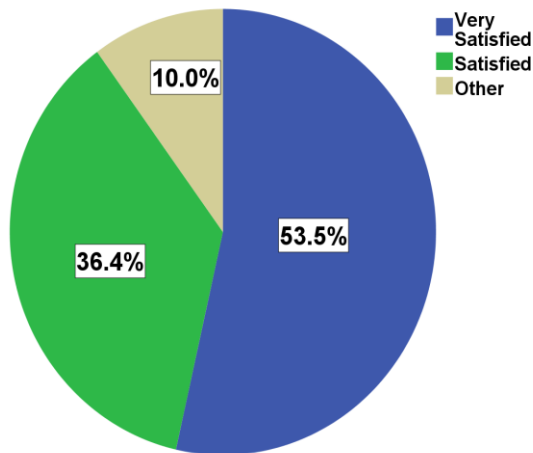


CAREER & TECHNICAL EDUCATION EMPLOYMENT OUTCOMES SURVEY

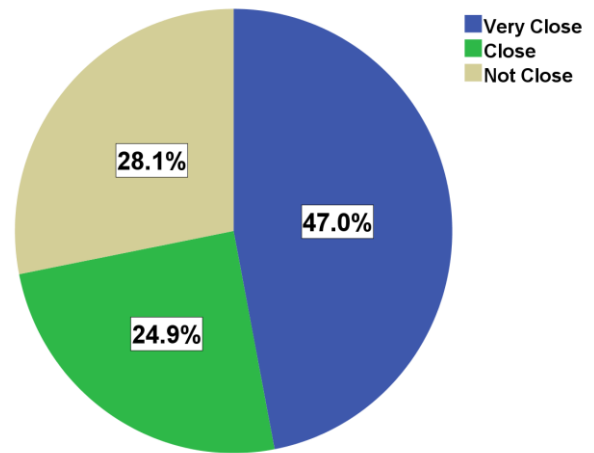
2022 STATEWIDE REPORT

Completer and skills-building students statewide were surveyed if they met one of the following criteria in 2019-2020, and did not enroll (or were minimally enrolled) in 2020-2021: earned a certificate of 6 or more units, earned a vocational degree, or earned 9+ CTE units. The survey was administered in 2022 by e-mail, text message (SMS), and telephone. The survey addressed student perceptions of their CTE program, employment outcomes, and how their coursework and training relate to their current career. A total of 172,406 students were surveyed and 35,270 (20%) students responded: 25% by email, 46% by phone, 14% by SMS link, and % by 2-way SMS.

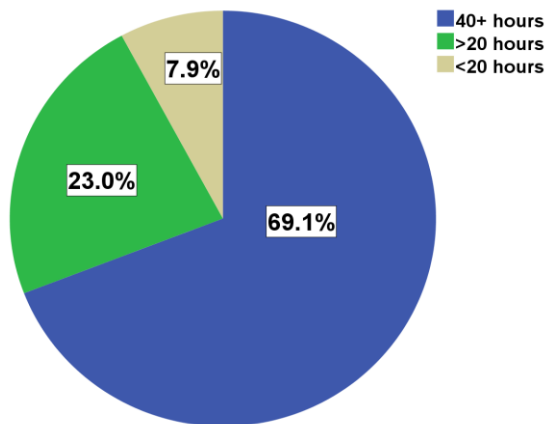
How satisfied are students with the education and training they received?



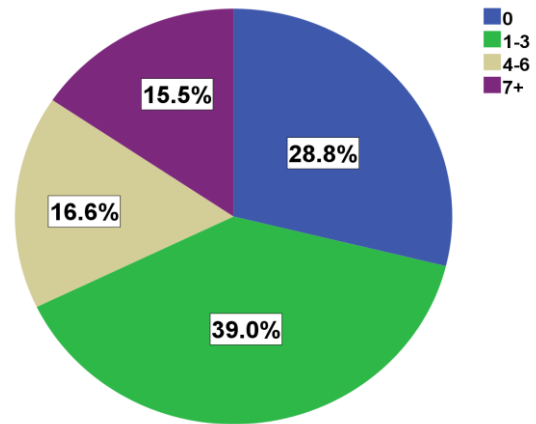
How many students secured a job that is closely related to their program of study?



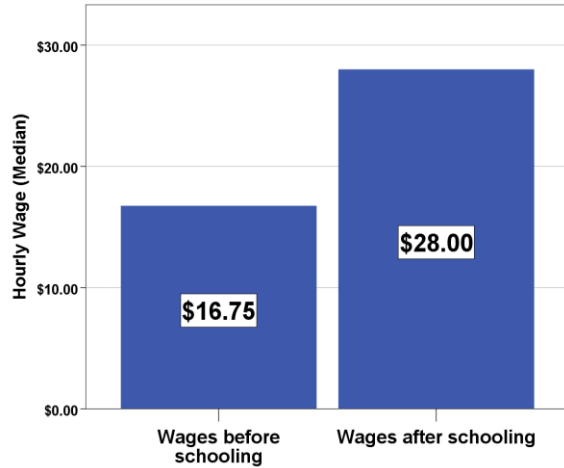
How many hours per week are employed students working?



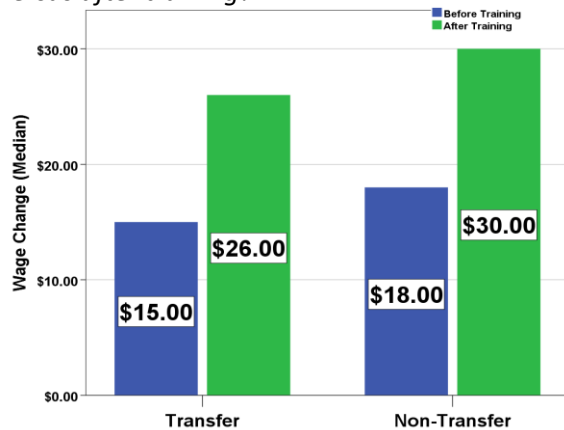
How many months did it take for students to find a job?



What were the hourly wages of the students before training versus after training?



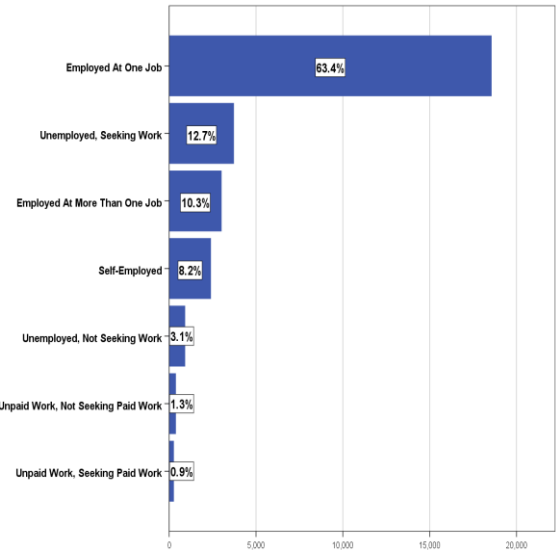
What were the hourly wages of transfer students and non-transfer students—before training versus after training?



Does the similarity between job and program of study influence wage gains?



What is your current employment status?



More Key Results

- \$11.25** is the overall change in hourly wages after completing training—in dollars
- 67%** is the overall change in hourly wages after completing training—in percentage gain
- 82%** of respondents reported being employed for pay
- 40%** of respondents reported transferring to another college or university
- 90%** of respondents reported being very satisfied or satisfied with their training.

Conclusion

The results of the survey showed that completing CTE studies and training – whether or not a credential is earned, whether or not a student transfers – is related to positive employment outcomes. The preponderance of respondents are employed and are working in the same field as their studies or training. Notably, students realize a greater wage gain after completing their studies if they secure a job that is similar to their program of study.