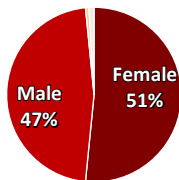




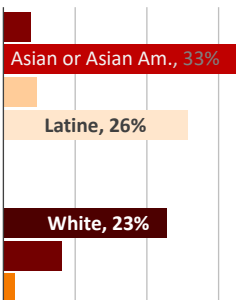
# Student Characteristics: Summer 2025 Final Census

Overall	Num.	Pct.
Student Headcount	4,545	100%

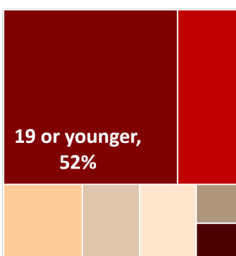
Gender	Num.	Pct.
Female	2,344	52%
Male	2,130	47%
Non-Binary	29	1%
Unknown	42	1%



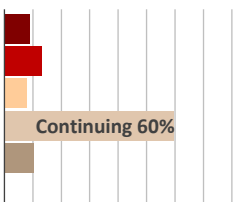
Race-ethnicity	Num.	Pct.
Black or African Am.	175	4%
Asian or Asian Am.	1,490	33%
Filipino	213	5%
Latine	1,169	26%
Native American	5	<1%
Pacific Islander	13	<1%
White	1,036	23%
Multi-Ethnic	372	8%
Unknown	72	2%



Age	Num.	Pct.
19 or younger	2,364	52%
20-21	823	18%
22-24	456	10%
25-29	328	7%
30-39	331	7%
40-49	127	3%
50 or older	116	3%



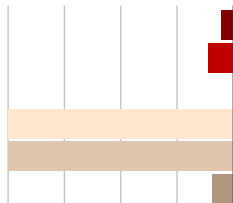
Enrollment Status	Num.	Pct.
First time any college	416	9%
First time transfer	593	13%
Returning	355	8%
Continuing	2,717	60%
In High School	464	10%
Unknown	0	0%



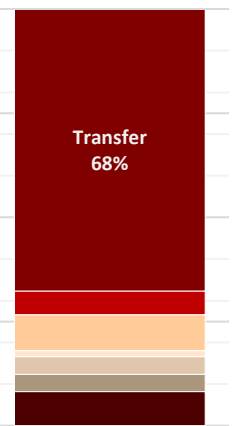
New Students: High school districts		
LPC Districts:	216	52%
Dublin	72	17%
Livermore	61	15%
Pleasanton	83	20%
Chabot College Districts	31	7%
Other Alameda County	12	3%
Other Bay Area	51	12%
Other California	86	21%
Other States	2	0%
Other Countries	6	1%
Unknown	12	3%
<b>Total new students:</b>	<b>416</b>	<b>100%</b>

Local Residence (50 students or more)		
Livermore*	858	19%
Pleasanton*	720	16%
Dublin*	708	16%
Tracy	666	15%
San Ramon	269	6%
Castro Valley*	195	4%
Hayward*	146	3%
Mountain House	136	3%
San Leandro*	103	2%
Danville	68	1%
Fremont	52	1%
Other local cities	624	14%

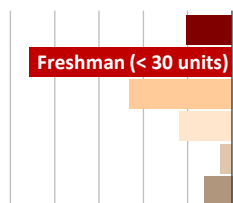
Student Type	Num.	Pct.
Full-time:		
15 or more units	94	2%
12 to 14.5 units	200	4%
Part-time:		
6 to 11.5 units	1,824	40%
.5 to 5.5 units	2,255	50%
Non-Credit Only	172	4%



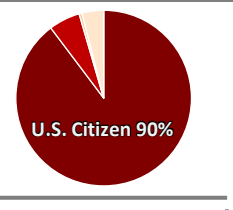
Educational Goal	Num.	Pct.
Transfer (with/without AA/AS)	3,078	68%
AA/AS only	257	6%
Occupational certificate or job training	392	9%
Improve Eng/Math Basic Skills	66	1%
Personal development (intellectual/cultural)	191	4%
Other	190	4%
Undecided	370	8%
Unknown	1	<1%



Student Educational Level	Num.	Pct.
In High/Adult School	464	10%
Freshman (< 30 units)	2,081	46%
Sophomore (30-59 un.)	1,057	23%
Other undergraduate	539	12%
AA/AS degree	118	3%
BA/BS or higher deg.	286	6%



Citizenship	Num.	Pct.
U.S. Citizen	4,077	90%
Permanent Resident	262	6%
Student Visa	24	1%
Other	181	4%
Unknown	1	<1%



First-Time Transfers: Prior College		
CA Community College	154	26%
California State Univ.	182	31%
University of California	118	20%
CA private colleges	52	9%
Out of state	73	12%
Out of country	14	2%
Unknown	0	0%
<b>Total transfers:</b>	<b>593</b>	<b>100%</b>

**Data Source:**  
Chabot-Las Positas Institutional Research Dataset, Summer Census, preliminary count.

\*District service area:

Dublin, Livermore, Pleasanton, Castro Valley, Hayward, San Leandro, San Lorenzo, and Union City.