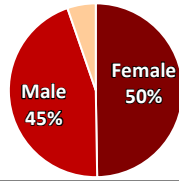




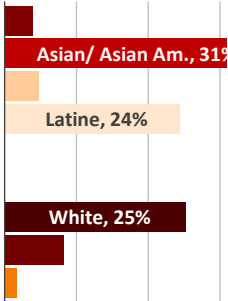
# Student Characteristics: Summer 2024 Final Census

Overall	Num.	Pct.
Student Headcount	4,103	100%

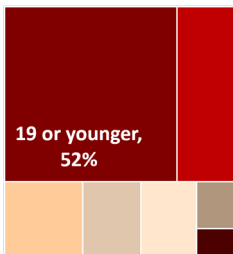
Gender	Num.	Pct.
Female	2,041	50%
Male	1,845	45%
Unknown	217	5%



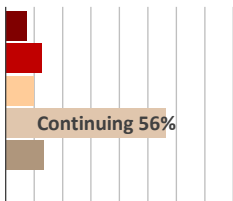
Race-ethnicity	Num.	Pct.
Black or African Am.	162	4%
Asian/ Asian Am.	1,270	31%
Filipino	199	5%
Latine	1,002	24%
Native American	9	<1%
Pacific Islander	14	<1%
White	1,035	25%
Multi-Ethnic	340	8%
Unknown	72	2%



Age	Num.	Pct.
19 or younger	2,120	52%
20-21	762	19%
22-24	408	10%
25-29	289	7%
30-39	302	7%
40-49	141	3%
50 or older	81	2%



Enrollment Status	Num.	Pct.
First time any college	310	8%
First time transfer	524	13%
Returning	406	10%
Continuing	2,311	56%
In High School	552	13%
Unknown	0	0%

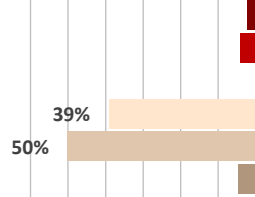


New Students: High school districts		
LPC Districts:	164	53%
Dublin	53	17%
Livermore	52	17%
Pleasanton	59	19%
Chabot College Districts	23	7%
Other Alameda County	5	2%
Other Bay Area	44	14%
Other California	53	17%
Other States	2	1%
Other Countries	6	2%
Unknown	13	4%
<b>Total new students:</b>	<b>310</b>	<b>100%</b>

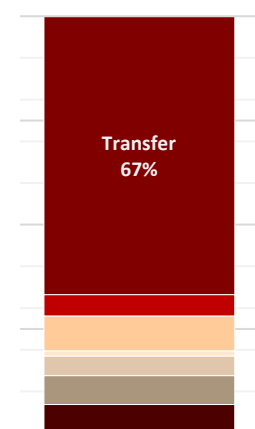
Local Residence (100 students or more)		
Livermore*	782	19%
Dublin*	726	18%
Pleasanton*	613	15%
Tracy	572	14%
San Ramon	206	5%
Hayward*	165	4%
Castro Valley*	151	4%
Mountain House	126	3%
San Leandro*	95	2%
Danville	52	1%
Other local cities	615	15%

Note: \*District service area: Dublin, Livermore, Pleasanton, Castro Valley, Hayward, San Leandro, San Lorenzo, and Union City.

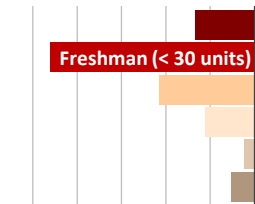
Student Type	Num.	Pct.
Full-time:		
15 or more units	85	2%
12 to 14.5 units	171	4%
Part-time:		
6 to 11.5 units	1,603	39%
.5 to 5.5 units	2,056	50%
Non-Credit Only	188	5%



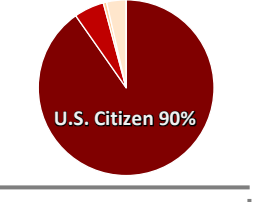
Educational Goal	Num.	Pct.
Transfer (with/without AA/AS)	2,741	67%
AA/AS only	213	5%
Occupational certificate or job training	343	8%
Improve Eng/Math Basic Skills	50	1%
Personal development (intellectual/cultural)	191	5%
Other	286	7%
Undecided	280	7%
Unknown	-1	<1%



Student Educational Level	Num.	Pct.
In High/Adult School	552	13%
Freshman (< 30 units)	1,894	46%
Sophomore (30-59 un.)	883	22%
Other undergraduate	456	11%
AA/AS degree	99	2%
BA/BS or higher deg.	219	5%



Citizenship	Num.	Pct.
U.S. Citizen	3,705	90%
Permanent Resident	227	6%
Student Visa	25	1%
Other	147	4%
Unknown	-1	<1%



First-Time Transfers: Prior College		
CA Community College	152	29%
California State Univ.	131	25%
University of California	101	19%
CA private colleges	51	10%
Out of state	68	13%
Out of country	21	4%
Unknown	0	0%
<b>Total transfers:</b>	<b>524</b>	<b>100%</b>

**Data Source:**  
Chabot-Las Positas Institutional Research Dataset, Summer Census, final count.