



Las Positas College

## Discipline Program Review Data Packet

Fall 2019 to Spring 2024

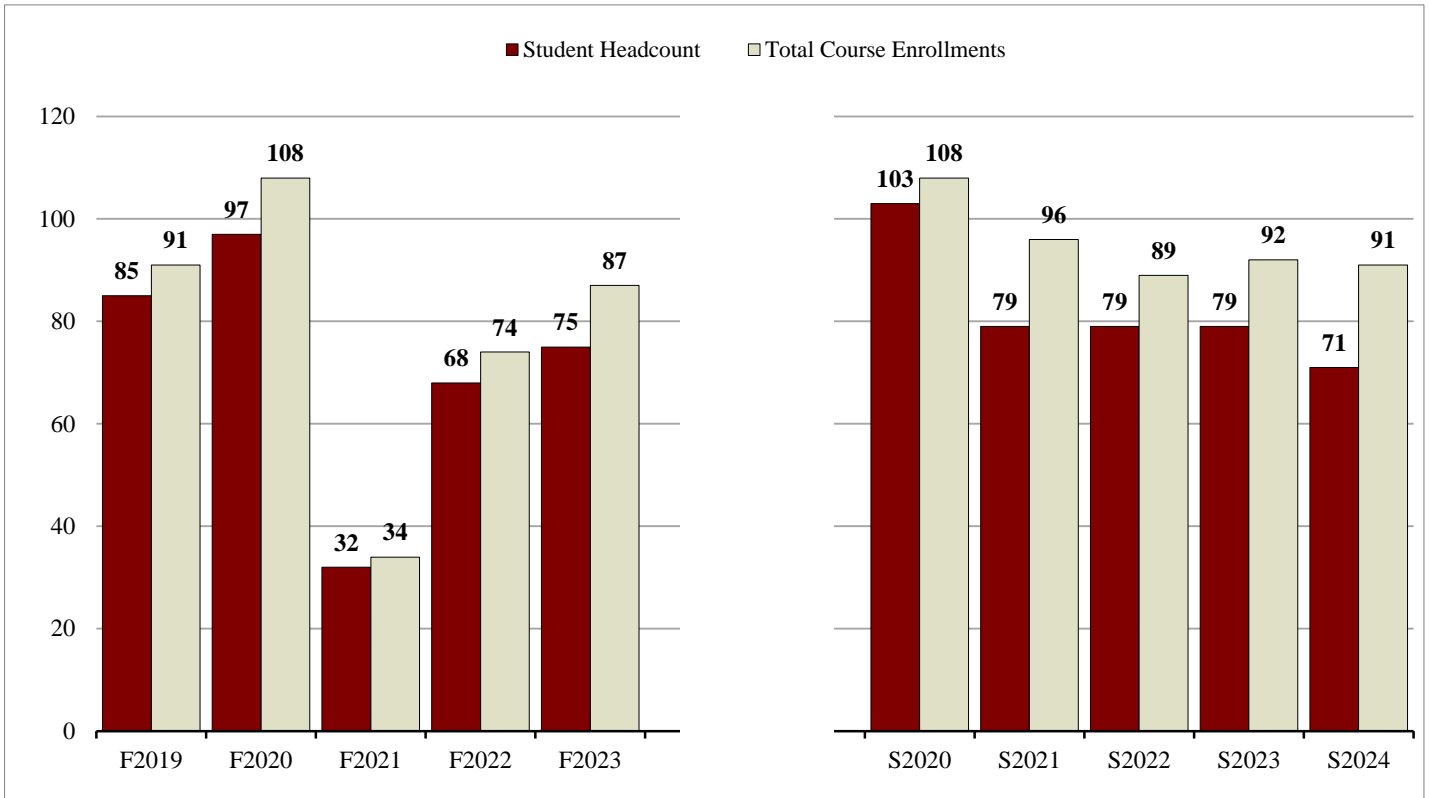
Discipline:

**Journalism and Media Studies (JAMS/MSCM)**

<b><u>TABLE OF CONTENTS</u></b>	<b><u>PAGE</u></b>
Headcount & Enrollment .....	1
Student Demographics: Gender & Age .....	2
Student Demographics: Race-Ethnicity .....	3
Student Enrollment Status .....	4
Student Unit Load .....	5
Students Using Distance Education .....	6
Student Educational Goal .....	7
Highest Educational Level of Students .....	8
Student Performance: Grade Distribution .....	9
Student Performance: Distance Education .....	10
Enrollment Management Data .....	11-12
Prior Experience in English & Math .....	13

### Headcount & Enrollment

Journalism and Media Studies ( JAMS/MSCM )										
	Fall Terms					Spring Terms				
	F2019	F2020	F2021	F2022	F2023	S2020	S2021	S2022	S2023	S2024
Student Headcount	85	97	32	68	75	103	79	79	79	71
Total Course Enrollments	91	108	34	74	87	108	96	89	92	91



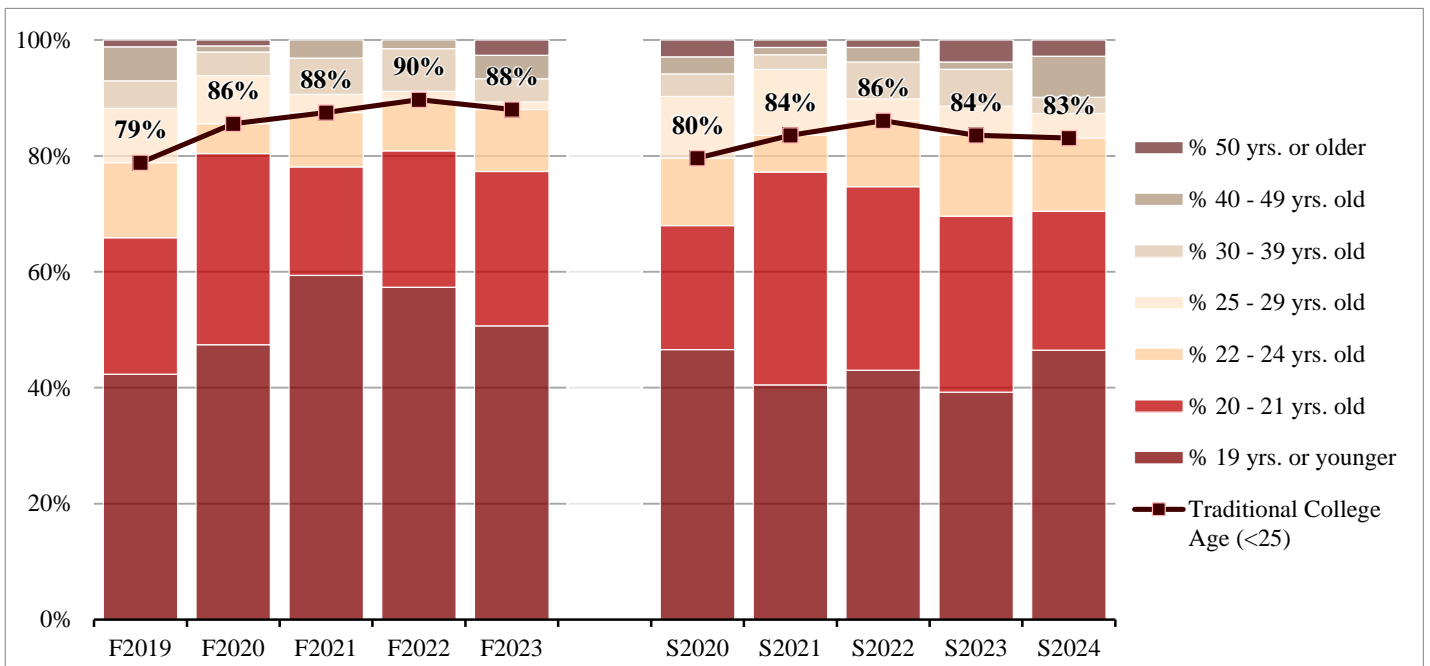
**Definitions:**

**Student Headcount** is the unduplicated count of students enrolled in all courses within the discipline.

**Total Course Enrollments** is the sum of all course enrollments (filled seats) within the discipline.

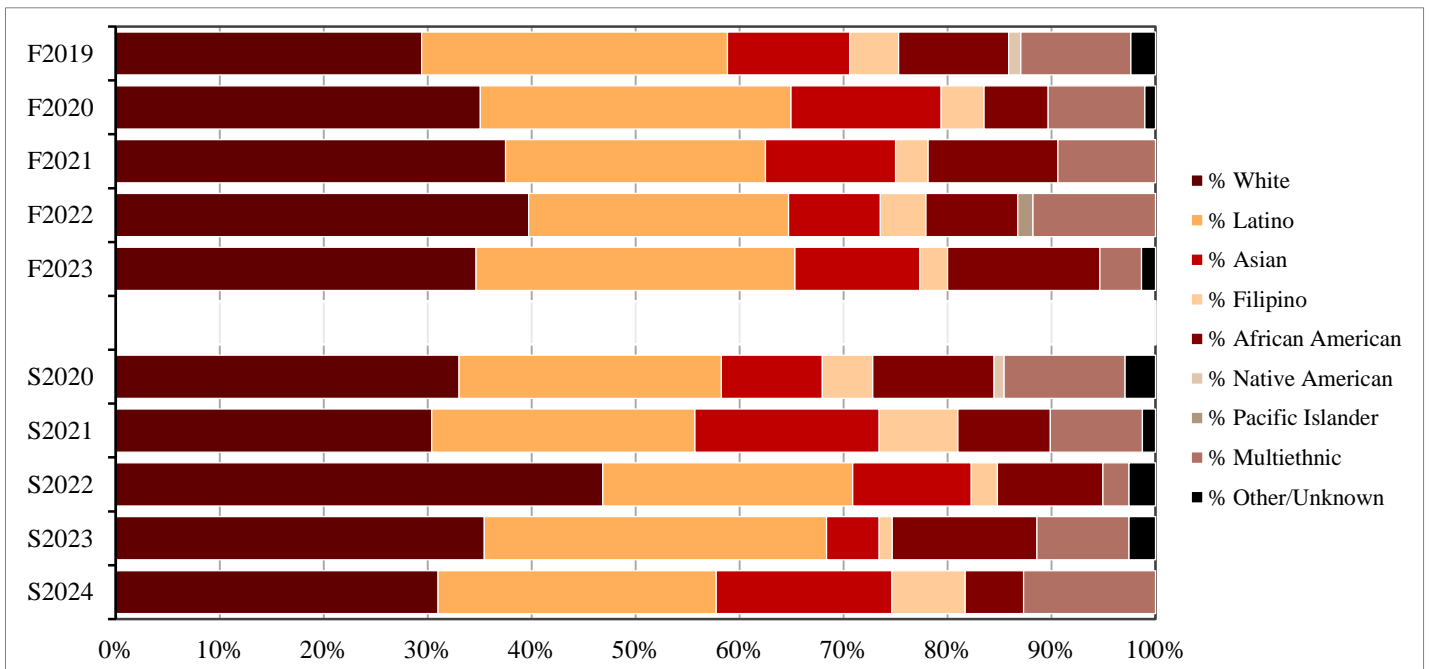
### Student Demographics: Gender & Age

Journalism and Media Studies ( JAMS/MSCM )										
	Fall Terms					Spring Terms				
	F2019	F2020	F2021	F2022	F2023	S2020	S2021	S2022	S2023	S2024
Female	32	49	14	33	35	48	38	34	44	25
Male	52	45	18	33	37	51	40	44	35	41
19 yrs. or younger	36	46	19	39	38	48	32	34	31	33
20-21 yrs. old	20	32	6	16	20	22	29	25	24	17
22-24 yrs. old	11	5	3	6	8	12	5	9	11	9
25-29 yrs. old	8	8	1	1	1	11	9	3	4	3
30-39 yrs. old	4	4	2	5	3	4	2	5	5	2
40-49 yrs. old	5	1	1	1	3	3	1	2	1	5
50 yrs. or older	1	1	0	0	2	3	1	1	3	2
% Female	38%	52%	44%	50%	49%	48%	49%	44%	56%	38%
% Male	62%	48%	56%	50%	51%	52%	51%	56%	44%	62%
% 19 yrs. or younger	42%	47%	59%	57%	51%	47%	41%	43%	39%	46%
% 20 - 21 yrs. old	24%	33%	19%	24%	27%	21%	37%	32%	30%	24%
% 22 - 24 yrs. old	13%	5%	9%	9%	11%	12%	6%	11%	14%	13%
% 25 - 29 yrs. old	9%	8%	3%	1%	1%	11%	11%	4%	5%	4%
% 30 - 39 yrs. old	5%	4%	6%	7%	4%	4%	3%	6%	6%	3%
% 40 - 49 yrs. old	6%	1%	3%	1%	4%	3%	1%	3%	1%	7%
% 50 yrs. or older	1%	1%	0%	0%	3%	3%	1%	1%	4%	3%



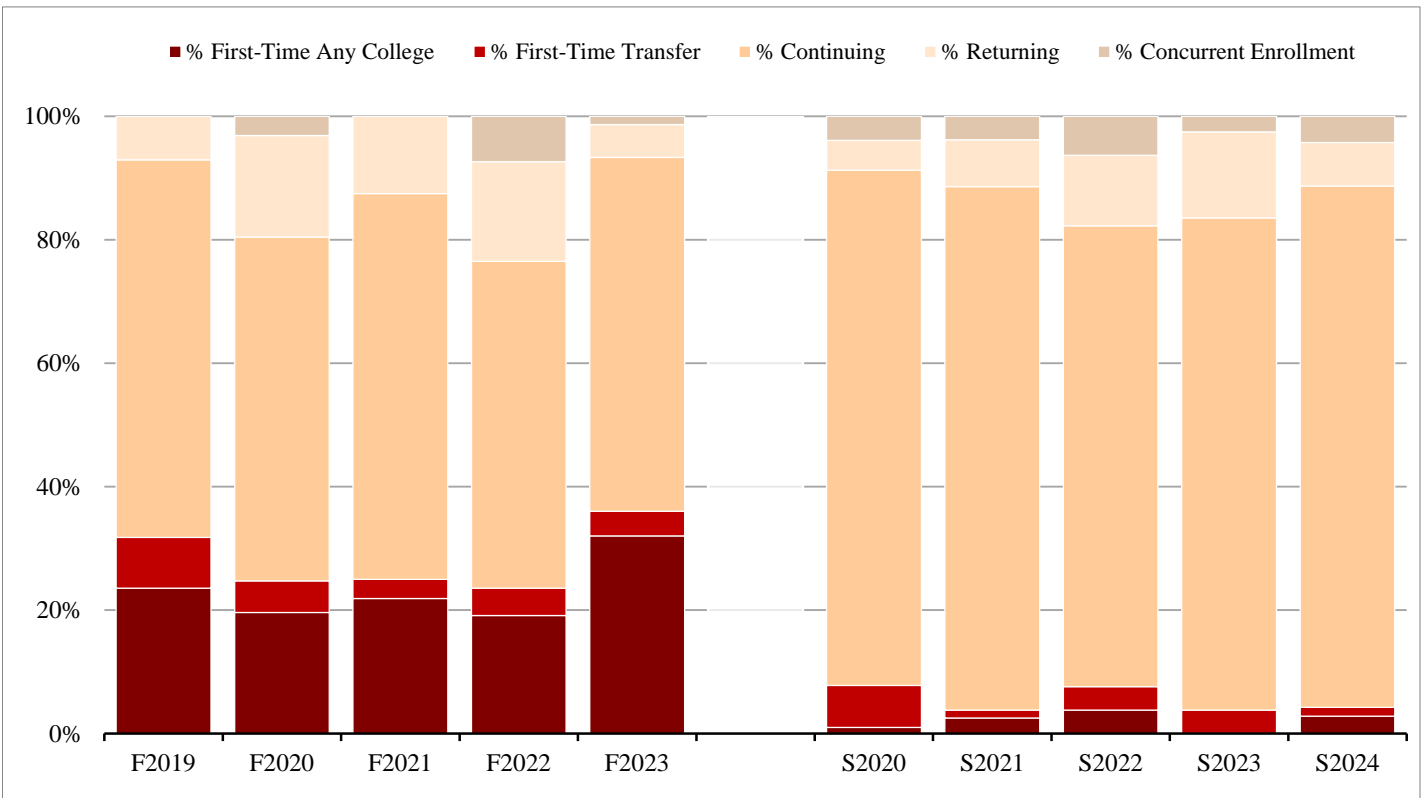
### Student Demographic: Race-Ethnicity

Journalism and Media Studies ( JAMS/MSCM )										
	Fall Terms					Spring Terms				
	F2019	F2020	F2021	F2022	F2023	S2020	S2021	S2022	S2023	S2024
African American	9	6	4	6	11	12	7	8	11	4
Asian	10	14	4	6	9	10	14	9	4	12
Filipino	4	4	1	3	2	5	6	2	1	5
Latino	25	29	8	17	23	26	20	19	26	19
Native American	1	0	0	0	0	1	0	0	0	0
Pacific Islander	0	0	0	1	0	0	0	0	0	0
White	25	34	12	27	26	34	24	37	28	22
Multiethnic	9	9	3	8	3	12	7	2	7	9
Other/Unknown	2	1	0	0	1	3	1	2	2	0
% African American	11%	6%	13%	9%	15%	12%	9%	10%	14%	6%
% Asian	12%	14%	13%	9%	12%	10%	18%	11%	5%	17%
% Filipino	5%	4%	3%	4%	3%	5%	8%	3%	1%	7%
% Latino	29%	30%	25%	25%	31%	25%	25%	24%	33%	27%
% Native American	1%	0%	0%	0%	0%	1%	0%	0%	0%	0%
% Pacific Islander	0%	0%	0%	1%	0%	0%	0%	0%	0%	0%
% White	29%	35%	38%	40%	35%	33%	30%	47%	35%	31%
% Multiethnic	11%	9%	9%	12%	4%	12%	9%	3%	9%	13%
% Other/Unknown	2%	1%	0%	0%	1%	3%	1%	3%	3%	0%



### Student Enrollment Status

Journalism and Media Studies ( JAMS/MSCM )										
	Fall Terms					Spring Terms				
	F2019	F2020	F2021	F2022	F2023	S2020	S2021	S2022	S2023	S2024
First-Time Any College	20	19	7	13	24	1	2	3	0	2
First-Time Transfer	7	5	1	3	3	7	1	3	3	1
Continuing	52	54	20	36	43	86	67	59	63	60
Returning	6	16	4	11	4	5	6	9	11	5
Concurrent Enrollment	0	3	0	5	1	4	3	5	2	3
% First-Time Any College	24%	20%	22%	19%	32%	1%	3%	4%	0%	3%
% First-Time Transfer	8%	5%	3%	4%	4%	7%	1%	4%	4%	1%
% Continuing	61%	56%	63%	53%	57%	83%	85%	75%	80%	85%
% Returning	7%	16%	13%	16%	5%	5%	8%	11%	14%	7%
% Concurrent Enrollment	0%	3%	0%	7%	1%	4%	4%	6%	3%	4%



**Definitions:**

**First-Time Any College:** Students enrolled in college for the first time.

**First-Time Transfer:** Students transferring to LPC in the current semester from another community college or university.

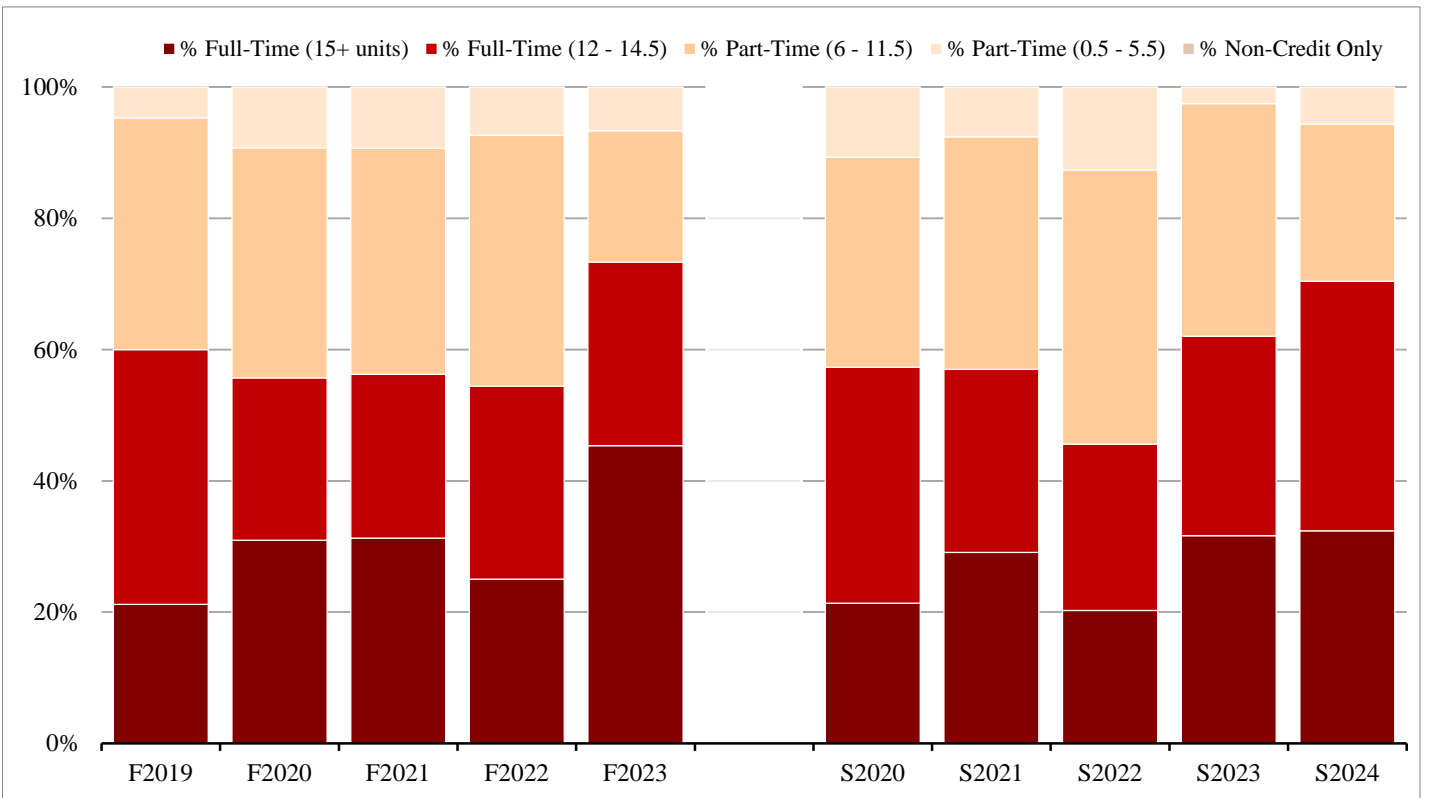
**Continuing:** Students enrolled in the current semester and were enrolled in the previous primary term. Primary terms are Fall and Spring.

**Returning:** Students enrolled at LPC after an absence of one or more primary terms from the District.

**Concurrent Enrollment:** A special admit student currently enrolled in K-12.

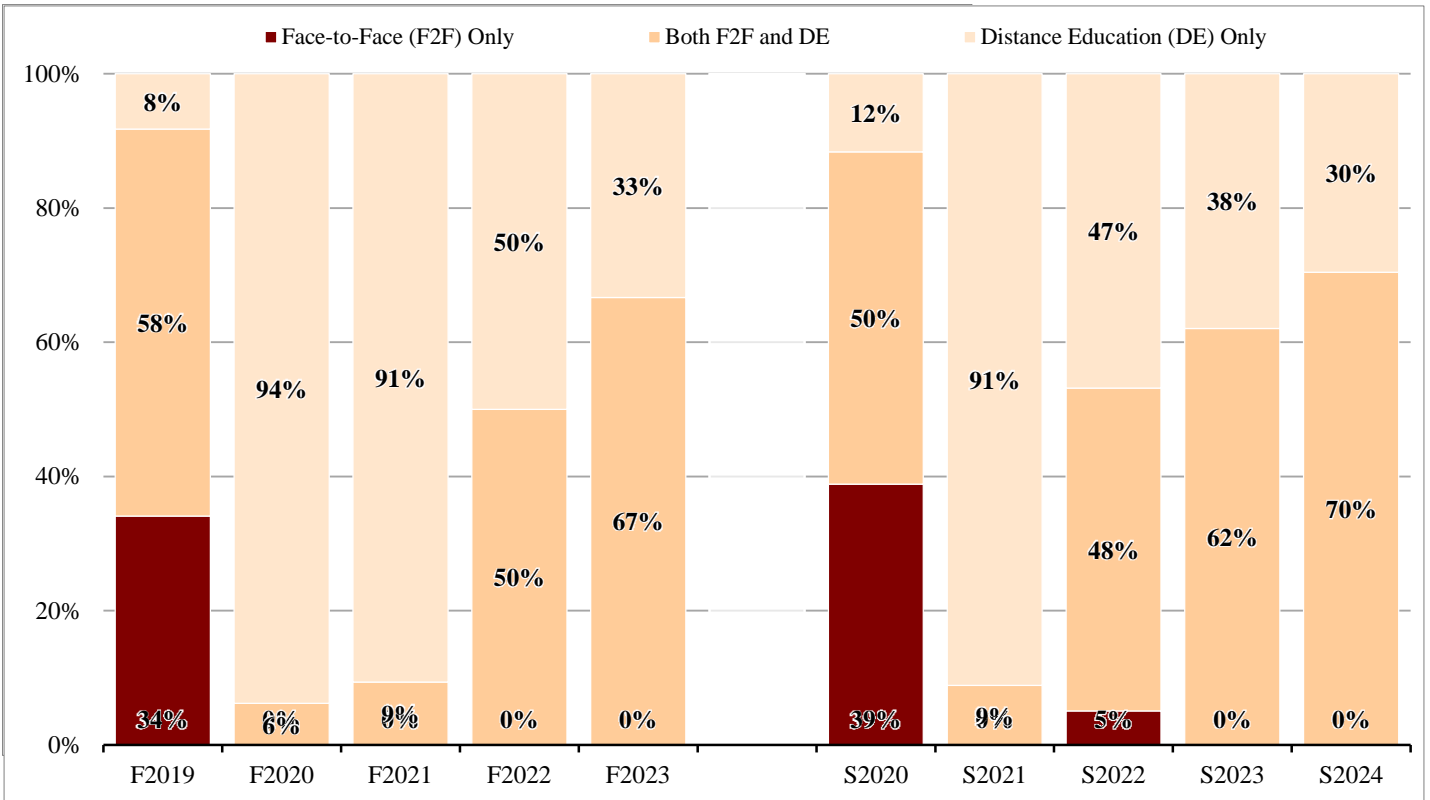
### Student Unit Load

Journalism and Media Studies ( JAMS/MSCM )										
	Fall Terms					Spring Terms				
	F2019	F2020	F2021	F2022	F2023	S2020	S2021	S2022	S2023	S2024
Full-Time (15+ units)	18	30	10	17	34	22	23	16	25	23
Full-Time (12 - 14.5 units)	33	24	8	20	21	37	22	20	24	27
Part-Time (6 - 11.5 units)	30	34	11	26	15	33	28	33	28	17
Part-Time (0.5 - 5.5 units)	4	9	3	5	5	11	6	10	2	4
Non-Credit Only	0	0	0	0	0	0	0	0	0	0
% Full-Time (15+ units)	21%	31%	31%	25%	45%	21%	29%	20%	32%	32%
% Full-Time (12 - 14.5)	39%	25%	25%	29%	28%	36%	28%	25%	30%	38%
% Part-Time (6 - 11.5)	35%	35%	34%	38%	20%	32%	35%	42%	35%	24%
% Part-Time (0.5 - 5.5)	5%	9%	9%	7%	7%	11%	8%	13%	3%	6%
% Non-Credit Only	0%	0%	0%	0%	0%	0%	0%	0%	0%	0%



### Students Using Distance Education

Journalism and Media Studies ( JAMS/MSCM )										
(Categories reflect college-wide coursework)	Fall Terms					Spring Terms				
	F2019	F2020	F2021	F2022	F2023	S2020	S2021	S2022	S2023	S2024
Face-to-Face (F2F) Only	29	0	0	0	0	40	0	4	0	0
Both F2F and DE	49	6	3	34	50	51	7	38	49	50
Distance Education (DE) Only	7	91	29	34	25	12	72	37	30	21
% Face-to-Face (F2F) Only	34%	0%	0%	0%	0%	39%	0%	5%	0%	0%
% Both F2F and DE	58%	6%	9%	50%	67%	50%	9%	48%	62%	70%
% Distance Education (DE) Only	8%	94%	91%	50%	33%	12%	91%	47%	38%	30%



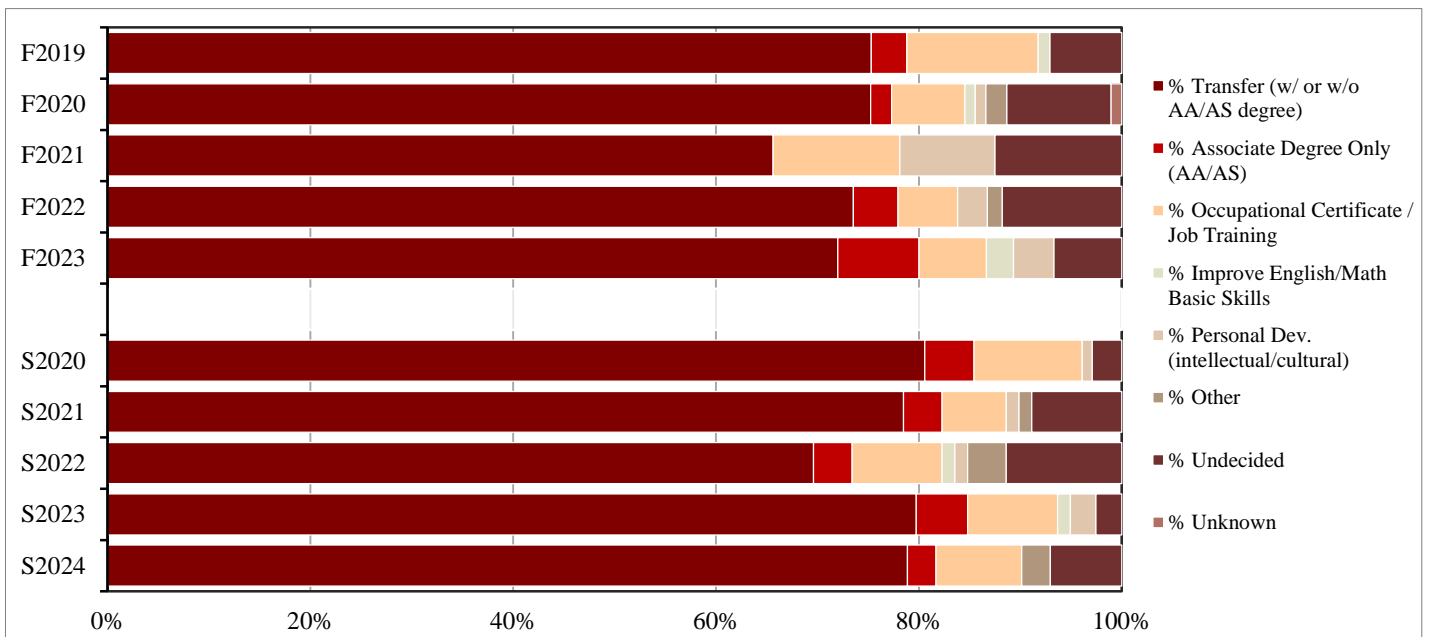
**Definitions:**

**Distance Education (DE)** includes enrollments in course sections that deliver course content online. Courses are categorized using the following methods:

- Prior to Summer 2020, via section numbers (i.e., start with 'DE', 'HD', 'LD' and 'LO'); courses with 51% of content delivered online.
- In Summer 2020 and Fall 2020, due to the COVID-19 pandemic, via web comments for each section; identified as any with an online component.
- In Spring 2021 and Summer 2021, via section numbers (i.e., 'A##', 'S##', 'B##', 'H##', 'HF#').
- Since Fall 2021 to present, via course attributes identifying course modality, or, when no attributes are provided, via section numbers (as previously indicated).

### Student Educational Goal

Journalism and Media Studies ( JAMS/MSCM )										
	Fall Terms					Spring Terms				
	F2019	F2020	F2021	F2022	F2023	S2020	S2021	S2022	S2023	S2024
Transfer (w/ or w/o AA/AS degree)	64	73	21	50	54	83	62	55	63	56
Associate Degree Only (AA/AS)	3	2	0	3	6	5	3	3	4	2
Occupational Certificate / Job Training	11	7	4	4	5	11	5	7	7	6
Improve English/Math Basic Skills	1	1	0	0	2	0	0	1	1	0
Personal Development (intellectual/cultural)	0	1	3	2	3	1	1	1	2	0
Other	0	2	0	1	0	0	1	3	0	2
Undecided	6	10	4	8	5	3	7	9	2	5
Unknown	0	1	0	0	0	0	0	0	0	0
% Transfer (w/ or w/o AA/AS degree)	75%	75%	66%	74%	72%	81%	78%	70%	80%	79%
% Associate Degree Only (AA/AS)	4%	2%	0%	4%	8%	5%	4%	4%	5%	3%
% Occupational Certificate / Job Training	13%	7%	13%	6%	7%	11%	6%	9%	9%	8%
% Improve English/Math Basic Skills	1%	1%	0%	0%	3%	0%	0%	1%	1%	0%
% Personal Dev. (intellectual/cultural)	0%	1%	9%	3%	4%	1%	1%	1%	3%	0%
% Other	0%	2%	0%	1%	0%	0%	1%	4%	0%	3%
% Undecided	7%	10%	13%	12%	7%	3%	9%	11%	3%	7%
% Unknown	0%	1%	0%	0%	0%	0%	0%	0%	0%	0%



**Definitions:**

**Transfer:** Students who want to transfer to a 4-year university. Includes students enrolled in 4-year institutions completing requirements at LPC.

**Occupational Certificate/Job Training:** Acquire job skills, explore career interests, earn a certificate, or maintain a certificate/license.

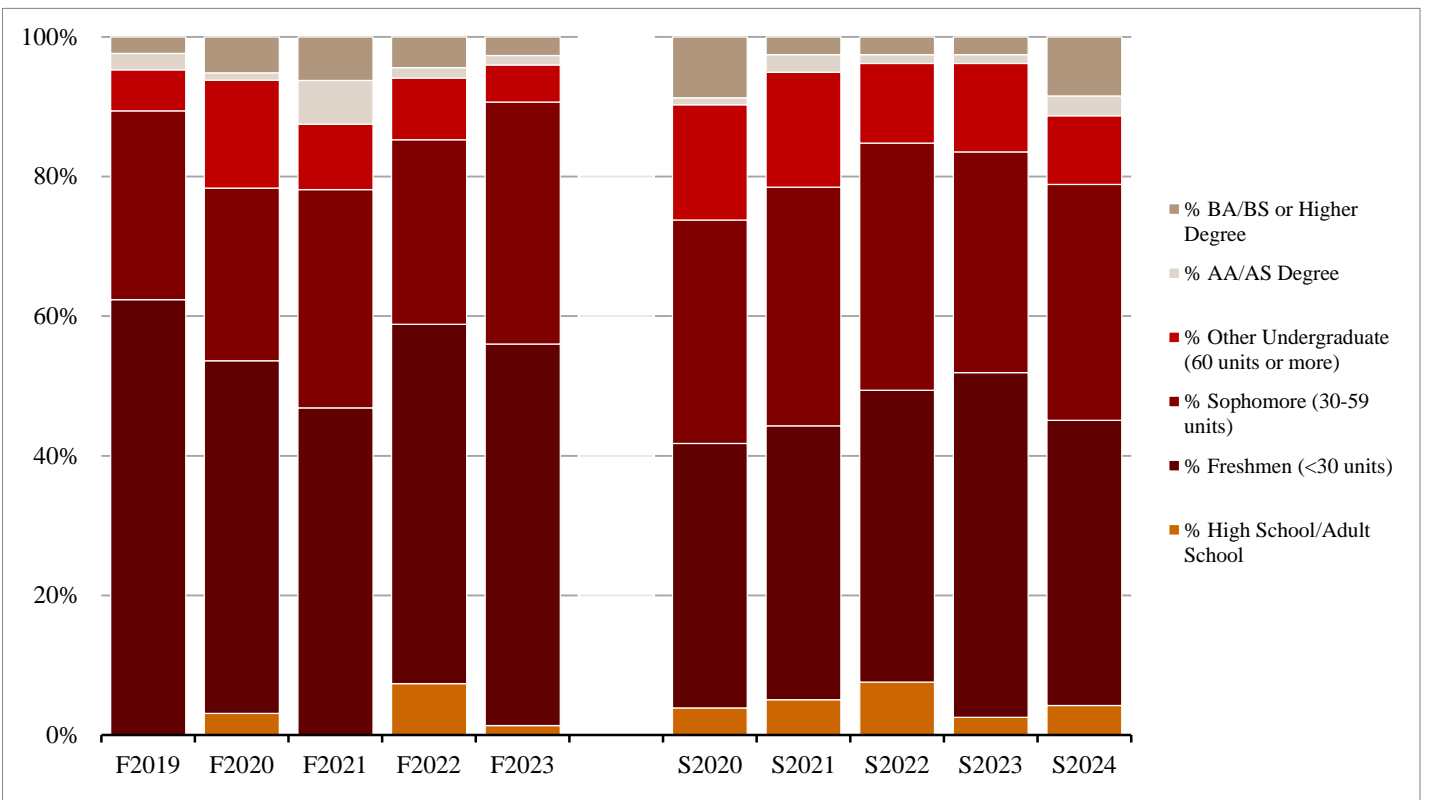
**Personal Development:** Students taking courses for intellectual and/or cultural development.

**Other:** Students completing diploma/GED requirements or moving from non-credit to credit courses. Data from admission application.



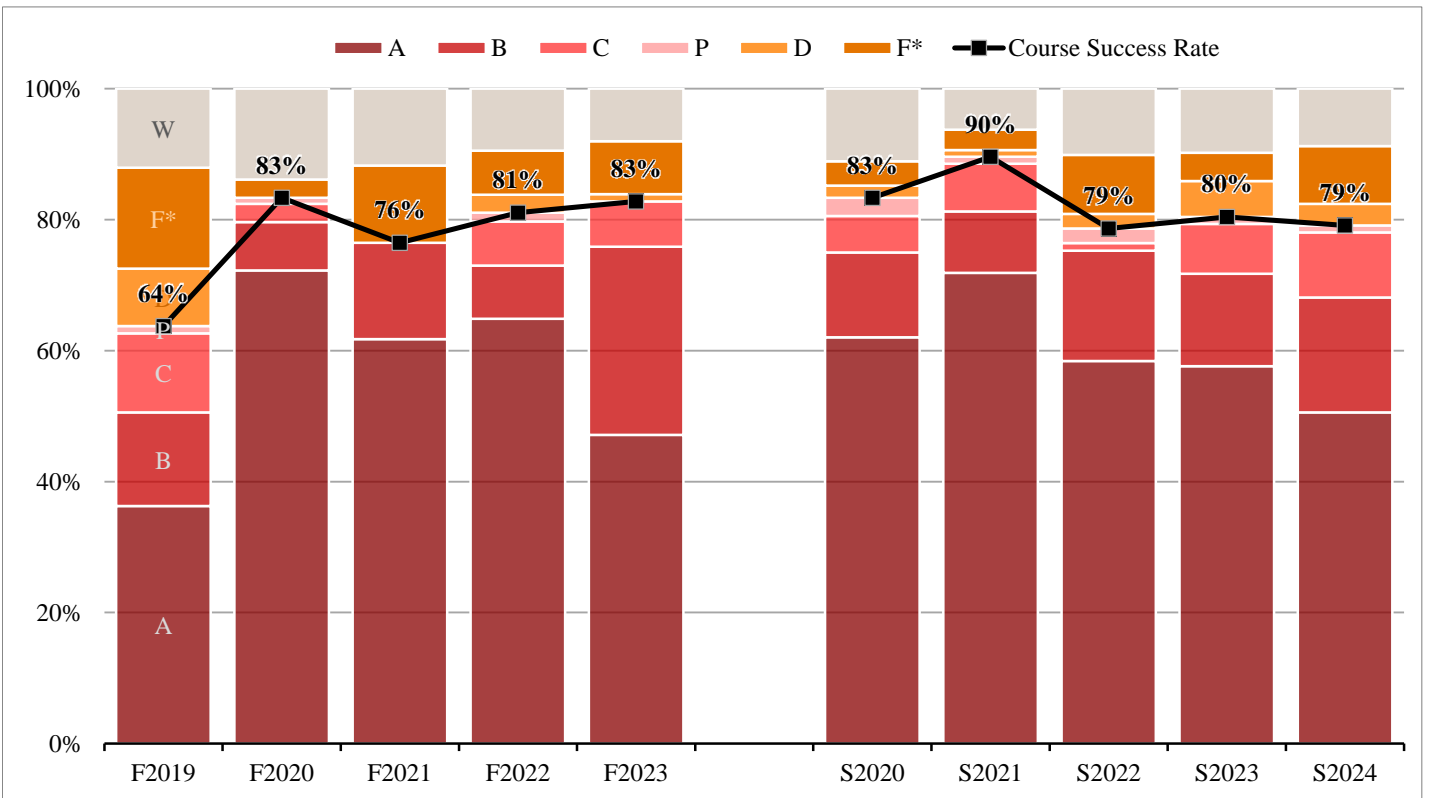
### Highest Educational Level of Students

Journalism and Media Studies ( JAMS/MSCM )										
	Fall Terms					Spring Terms				
	F2019	F2020	F2021	F2022	F2023	S2020	S2021	S2022	S2023	S2024
High School/Adult School	0	3	0	5	1	4	4	6	2	3
Freshmen (<30 units)	53	49	15	35	41	39	31	33	39	29
Sophomore (30-59 units)	23	24	10	18	26	33	27	28	25	24
Other Undergraduate (60 units or more)	5	15	3	6	4	17	13	9	10	7
AA/AS Degree	2	1	2	1	1	1	2	1	1	2
BA/BS or Higher Degree	2	5	2	3	2	9	2	2	2	6
% High School/Adult School	0%	3%	0%	7%	1%	4%	5%	8%	3%	4%
% Freshmen (<30 units)	62%	51%	47%	51%	55%	38%	39%	42%	49%	41%
% Sophomore (30-59 units)	27%	25%	31%	26%	35%	32%	34%	35%	32%	34%
% Other Undergraduate (60 units or more)	6%	15%	9%	9%	5%	17%	16%	11%	13%	10%
% AA/AS Degree	2%	1%	6%	1%	1%	1%	3%	1%	1%	3%
% BA/BS or Higher Degree	2%	5%	6%	4%	3%	9%	3%	3%	3%	8%



### Student Performance: Grade Distribution

Journalism and Media Studies ( JAMS/MSCM )										
	Fall Terms					Spring Terms				
	F2019	F2020	F2021	F2022	F2023	S2020	S2021	S2022	S2023	S2024
<b>Total Course Enrollments</b>	<b>91</b>	<b>108</b>	<b>34</b>	<b>74</b>	<b>87</b>	<b>108</b>	<b>96</b>	<b>89</b>	<b>92</b>	<b>91</b>
<b>Course Success Rates</b>	<b>64%</b>	<b>83%</b>	<b>76%</b>	<b>81%</b>	<b>83%</b>	<b>83%</b>	<b>90%</b>	<b>79%</b>	<b>80%</b>	<b>79%</b>
A	36%	72%	62%	65%	47%	62%	72%	58%	58%	51%
B	14%	7%	15%	8%	29%	13%	9%	17%	14%	18%
C	12%	3%	0%	7%	7%	6%	7%	1%	8%	10%
P	1%	1%	0%	1%	0%	3%	1%	2%	1%	1%
<b>Course Non-Success Rate</b>	<b>24%</b>	<b>3%</b>	<b>12%</b>	<b>9%</b>	<b>9%</b>	<b>6%</b>	<b>4%</b>	<b>11%</b>	<b>10%</b>	<b>12%</b>
D	9%	0%	0%	3%	1%	2%	1%	2%	5%	3%
F*	15%	3%	12%	7%	8%	4%	3%	9%	4%	9%
<b>Withdrawals (See Note)</b>	<b>12%</b>	<b>14%</b>	<b>12%</b>	<b>9%</b>	<b>8%</b>	<b>11%</b>	<b>6%</b>	<b>10%</b>	<b>10%</b>	<b>9%</b>



**Definitions:**

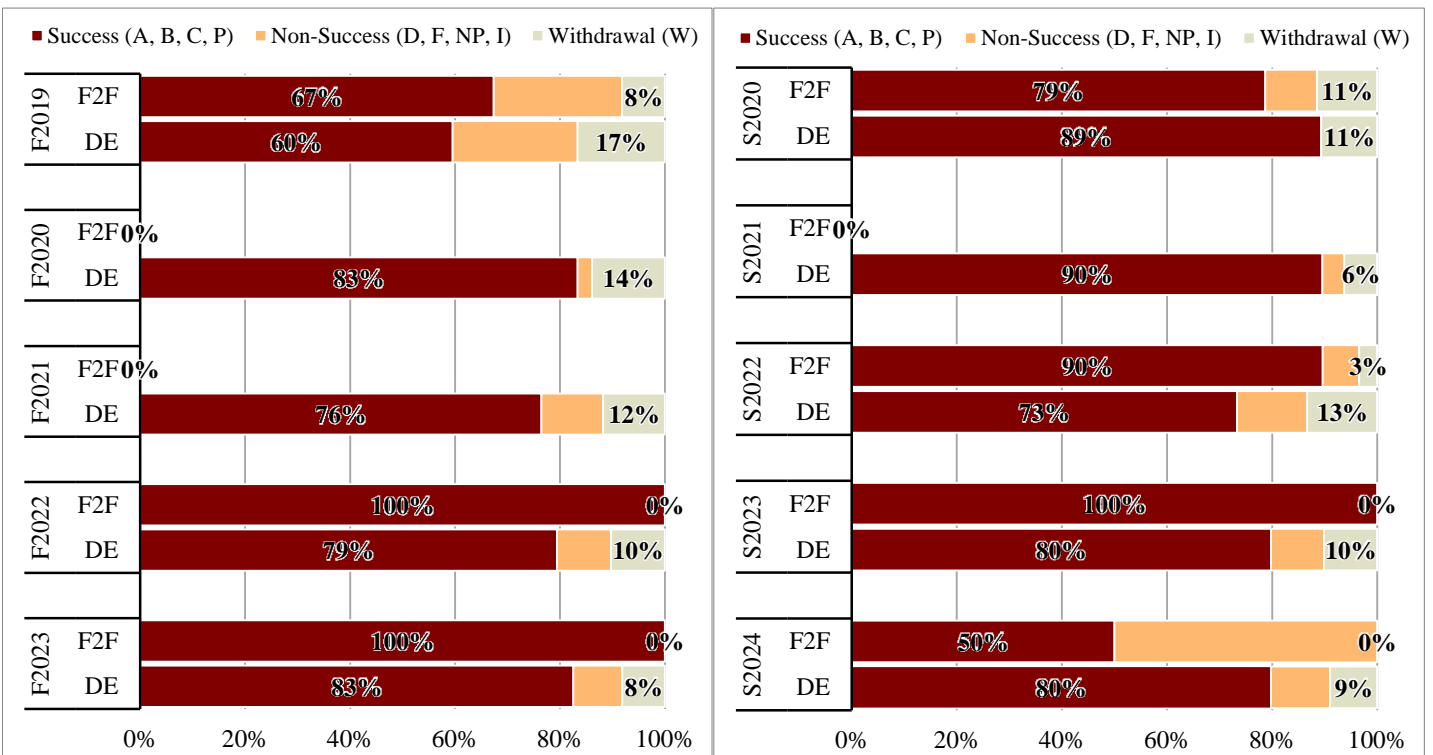
**Course Success Rate:** Share of course enrollments resulting in a passing grade ('A', 'B', 'C', 'P', 'NCA', 'NCB', 'NCC', or 'NCP').

**Course Non-Success Rate:** Share of course enrollments resulting in a grade of 'D' or F\* (includes: 'F', 'NP', 'I', 'NCD', 'NCF', or 'NCNP').

**Withdrawals** are the share of course enrollments resulting in (1) a grade notation of 'W', 'MW', or 'EW', or, (2) a course dropped due to COVID-19.

### Student Performance: Distance Education

Journalism and Media Studies ( JAMS/MSCM )										
	Fall Terms					Spring Terms				
	F2019	F2020	F2021	F2022	F2023	S2020	S2021	S2022	S2023	S2024
<b>Total Course Enrollments</b>	91	108	34	74	87	108	96	89	92	91
<b>Face-to-Face (F2F) Sections</b>	49	0	1	6	1	61	0	31	3	2
Success Rates	67%	—	—	100%	100%	79%	—	90%	100%	50%
Non-Success Rates	24%	—	—	0%	0%	10%	—	7%	0%	50%
Withdrawals	8%	—	—	0%	0%	11%	—	3%	0%	0%
<b>Distance Education (DE) Sections</b>	42	108	33	68	86	47	96	58	89	89
Success Rates	60%	83%	76%	79%	83%	89%	90%	73%	80%	80%
Non-Success Rates	24%	3%	12%	10%	9%	0%	4%	13%	10%	11%
Withdrawals	17%	14%	12%	10%	8%	11%	6%	13%	10%	9%



**Definitions:**

**Course Success Rate:** Share of course enrollments resulting in a passing grade ('A', 'B', 'C', 'P', 'NCA', 'NCB', 'NCC', or 'NCP').

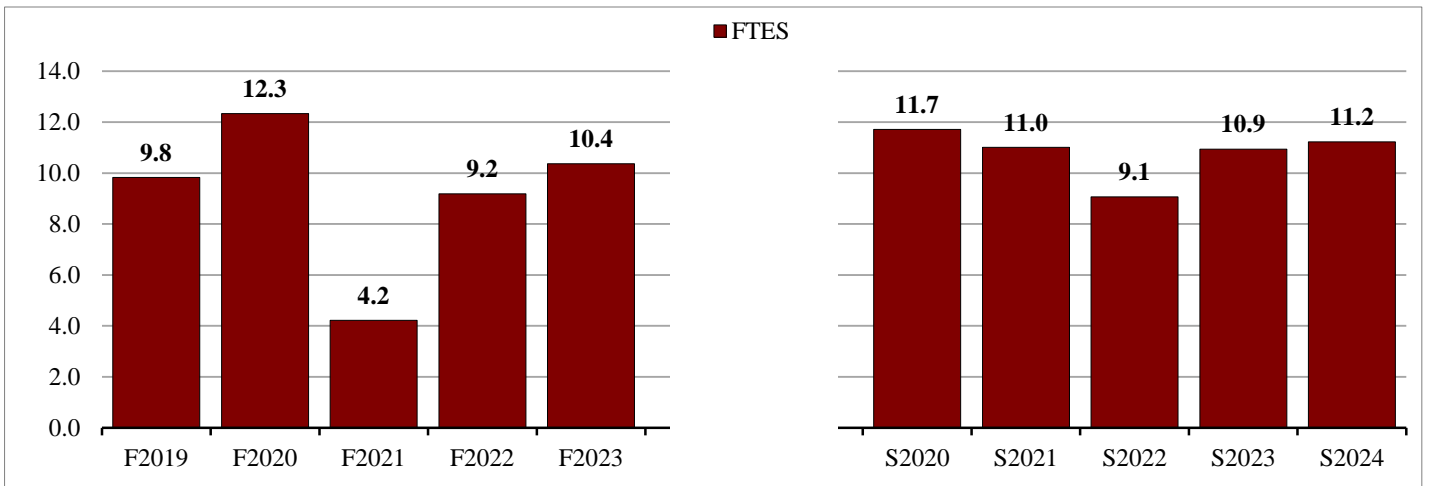
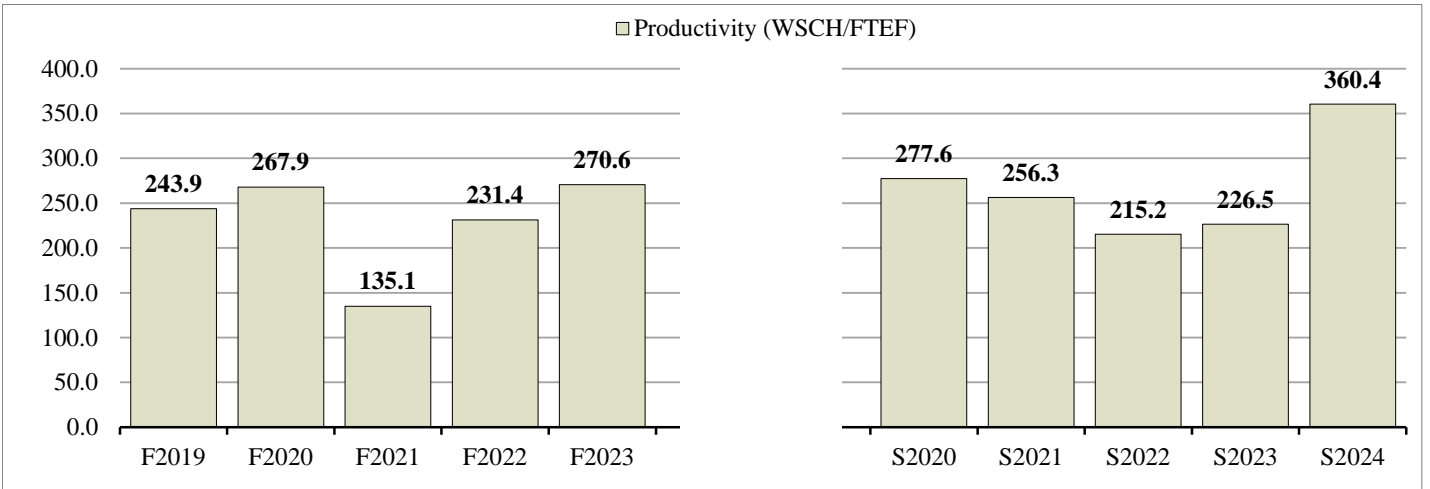
**Course Non-Success Rate:** Share of course enrollments resulting in a grade of 'D', 'F', 'NP', 'T', 'NCD', 'NCF', or 'NCNP'.

**Withdrawals** are the share of course enrollments resulting in (1) a grade notation of 'W', 'MW', or 'EW', or, (2) a course dropped due to COVID-19.

**Distance Education (DE)** includes enrollments in course sections that deliver course content online. (see note in "Students Using Distance Education" for details.)

## Enrollment Management: Part 1

Journalism and Media Studies ( JAMS/MSCM )										
	Fall Terms					Spring Terms				
	F2019	F2020	F2021	F2022	F2023	S2020	S2021	S2022	S2023	S2024
WSCH	298	381	127	283	331	365	337	283	349	351
FTES	9.8	12.3	4.2	9.2	10.4	11.7	11.0	9.1	10.9	11.2
FTEF	1.2	1.4	0.9	1.2	1.2	1.3	1.3	1.3	1.5	1.0
Productivity (WSCH/FTEF)	243.9	267.9	135.1	231.4	270.6	277.6	256.3	215.2	226.5	360.4



**Definitions:**

**WSCH** is the total Weekly Student Contact Hours resulting from all enrollment within the discipline.

**FTES** is the total Full Time Equivalent Student value resulting from all enrollment within the discipline.

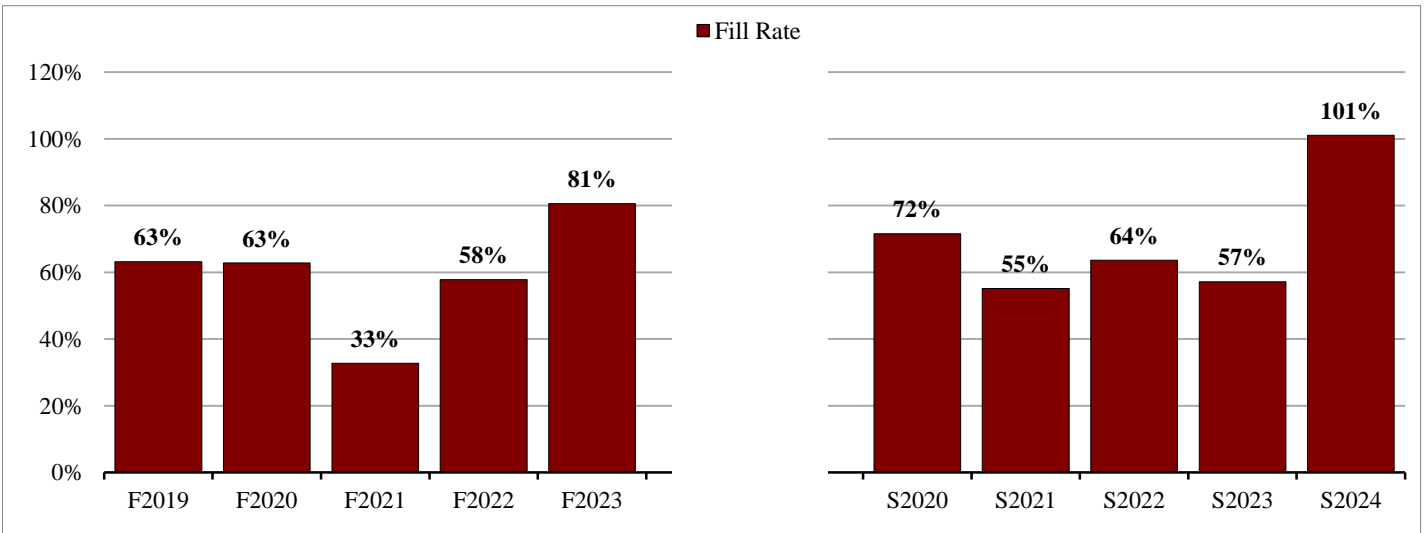
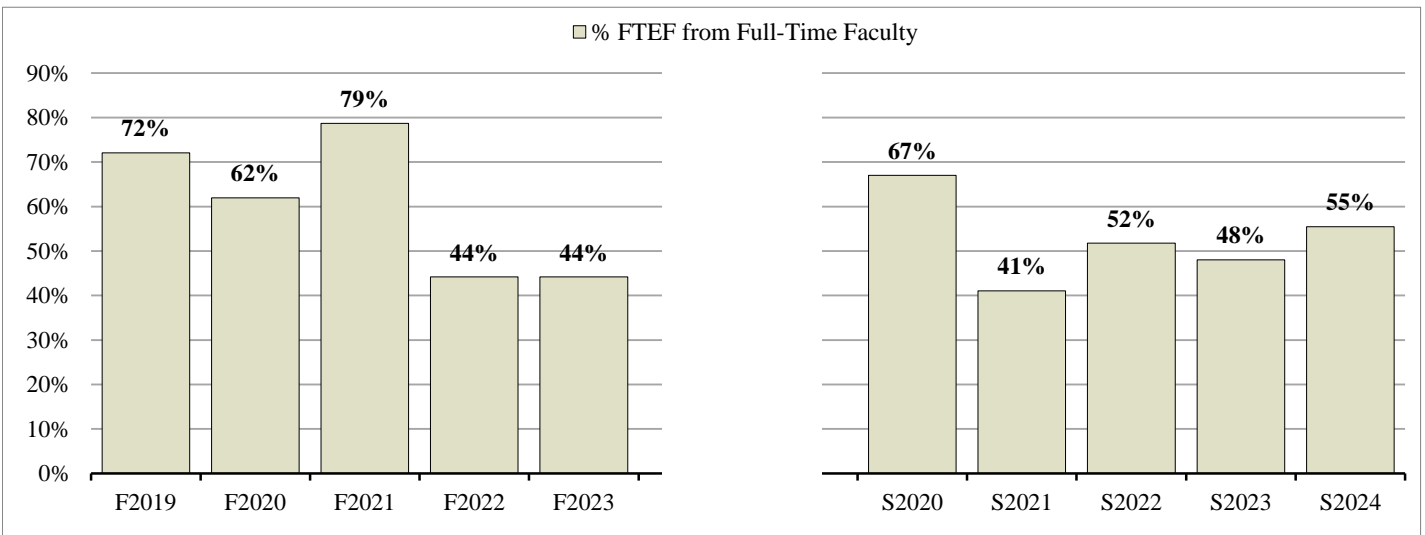
**FTEF** is the Full Time Equivalent Faculty associated with the discipline's course offerings for that semester.

**Productivity** is the ratio of WSCH to FTEF and a standard measure of discipline efficiency.

**Note:** Enrollment Management data are of all courses accounted except NTUT / TUTR 200; latest data accessed on 7/25/23.

## Enrollment Management: Part 2

Journalism and Media Studies ( JAMS/MSCM )										
	Fall Terms					Spring Terms				
	F2019	F2020	F2021	F2022	F2023	S2020	S2021	S2022	S2023	S2024
FTEF from Full-Time Faculty	0.9	0.9	0.7	0.5	0.5	0.9	0.5	0.7	0.7	0.5
% FTEF from Full-Time Faculty	72%	62%	79%	44%	44%	67%	41%	52%	48%	55%
Enrollments	91	108	34	74	87	108	96	89	92	91
Capacity (seats available)	144	172	104	128	108	151	174	140	161	90
Fill Rate	63%	63%	33%	58%	81%	72%	55%	64%	57%	101%



**Definitions:**

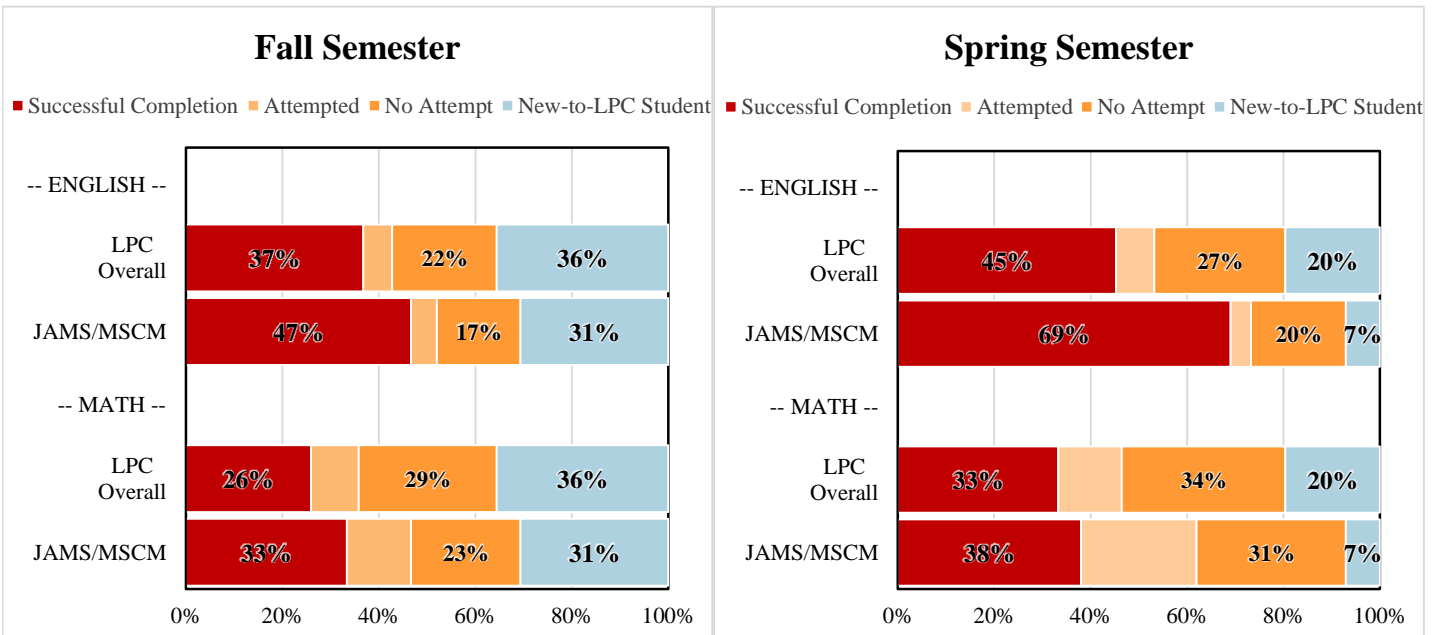
**Fill Rate** is number of enrollments over the total capacity (seats available).

**% FTEF from Full-time Faculty** is the FTEF generated by full-time faculty as load (i.e., excluding overload) divided by the total FTEF.

**Note:** Enrollment Management data are of all courses accounted except NTUT / TUTOR 200; latest data accessed on 7/25/23.

### Prior Experience in English & Math

<i>(English and math status prior to the start of the term)</i>	Fall 2023				Spring 2024			
	JAMS/MSCM		LPC Overall		JAMS/MSCM		LPC Overall	
	Num	Pct	Num	Pct	Num	Pct	Num	Pct
<b>Transfer-level English</b>								
Successful Completion*	35	47%	2,796	37%	49	69%	3,393	45%
Attempted ( <i>not successful</i> )	4	5%	454	6%	3	4%	600	8%
No Attempt	13	17%	1,652	22%	14	20%	2,036	27%
New-to-LPC Student	23	31%	2,703	36%	5	7%	1,472	20%
<b>Transfer-level Math</b>								
Successful Completion*	25	33%	1,971	26%	27	38%	2,498	33%
Attempted ( <i>not successful</i> )	10	13%	752	10%	17	24%	986	13%
No Attempt	17	23%	2,179	29%	22	31%	2,545	34%
New-to-LPC Student	23	31%	2,703	36%	5	7%	1,472	20%



**Definitions:**

**Transfer-Level English:**

- Successful Completion** = earned a passing grade in ENG 1A or 1AEX, or attempted a higher transfer-level course in the sequence in prior terms.
- Attempted (no successful completion)** = attempted ENG 1A or 1AEX in prior terms but did not receive a passing grade.
- No Prior Attempt** = no prior enrollment in transfer-level English within the sequence.
- New-to-LPC Student** = students with no for credit enrollments within our district prior to the current term.

**Transfer-Level Math:**

- Successful Completion** = earned a passing grade in a transfer-level math course or attempted a higher transfer-level course in the sequence in prior terms.
- Attempted (no successful completion)** = attempted an entry transfer-level math course in prior terms but did not receive a passing grade.
- No Prior Attempt** = no prior enrollment in transfer-level math within the sequence.
- New-to-LPC Student** = students with no for credit enrollments within our district prior to the current term.