



Las Positas College

Student Support Program Review Data Packet

Fall 2019 to Spring 2024

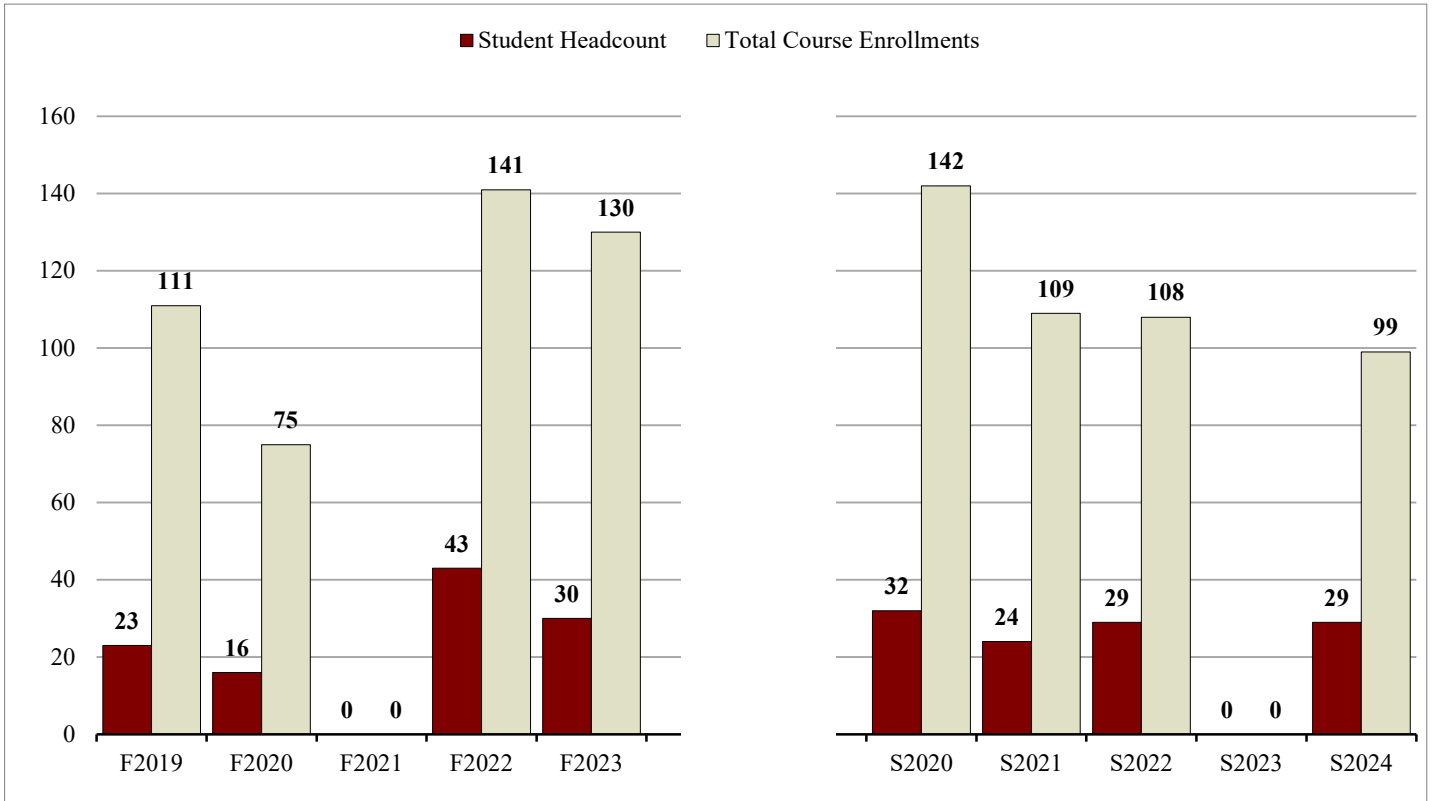
Program:

Umoja

<u>TABLE OF CONTENTS</u>	<u>PAGE</u>
Headcount & Enrollment	1
Student Demographics: Gender & Age	2
Student Demographics: Race-Ethnicity	3
Student Enrollment Status	4
Student Unit Load	5
Students Using Distance Education	6
Student Educational Goal	7
Highest Educational Level of Students	8
Student Performance: Grade Distribution	9
Student Performance: Distance Education	10
Prior Experience in English and Math	11

Headcount & Enrollment

Umoja Program										
	Fall Terms					Spring Terms				
	F2019	F2020	F2021	F2022	F2023	S2020	S2021	S2022	S2023	S2024
Student Headcount	23	16	0	43	30	32	24	29	0	29
Total Course Enrollments	111	75	0	141	130	142	109	108	0	99



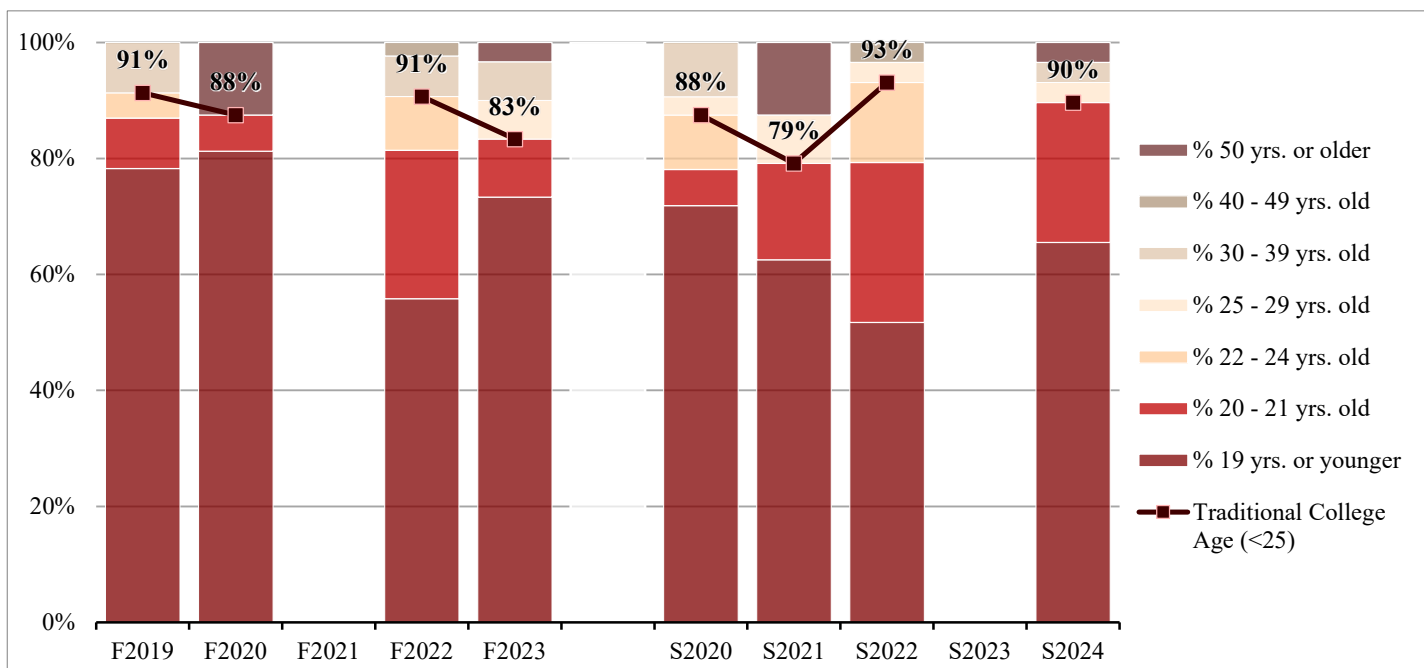
Definitions:

Student Headcount is the unduplicated count of students who used the service or met criteria for inclusion (i.e. Veterans First, International Students).

Total Course Enrollments is the sum of all course enrollments (filled seats) from students served/included as part of the program.

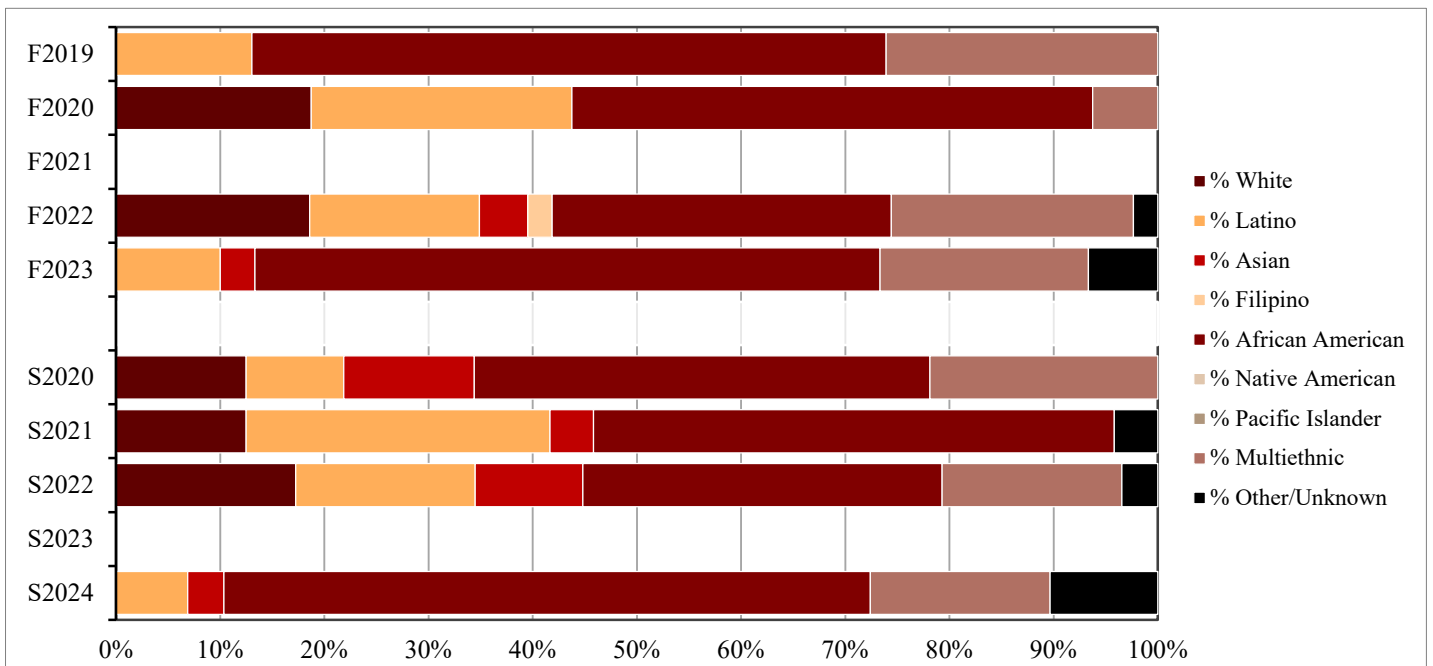
Student Demographics: Gender & Age

Umoja Program										
	Fall Terms					Spring Terms				
	F2019	F2020	F2021	F2022	F2023	S2020	S2021	S2022	S2023	S2024
Female	15	11	0	25	15	15	18	20	0	16
Male	8	5	0	16	8	17	6	9	0	8
19 yrs. or younger	18	13	0	24	22	23	15	15	0	19
20-21 yrs. old	2	1	0	11	3	2	4	8	0	7
22-24 yrs. old	1	0	0	4	0	3	0	4	0	0
25-29 yrs. old	0	0	0	0	2	1	2	1	0	1
30-39 yrs. old	2	0	0	3	2	3	0	0	0	1
40-49 yrs. old	0	0	0	1	0	0	0	1	0	0
50 yrs. or older	0	2	0	0	1	0	3	0	0	1
% Female	65%	69%	—	61%	65%	47%	75%	69%	—	67%
% Male	35%	31%	—	39%	35%	53%	25%	31%	—	33%
% 19 yrs. or younger	78%	81%	—	56%	73%	72%	63%	52%	—	66%
% 20 - 21 yrs. old	9%	6%	—	26%	10%	6%	17%	28%	—	24%
% 22 - 24 yrs. old	4%	0%	—	9%	0%	9%	0%	14%	—	0%
% 25 - 29 yrs. old	0%	0%	—	0%	7%	3%	8%	3%	—	3%
% 30 - 39 yrs. old	9%	0%	—	7%	7%	9%	0%	0%	—	3%
% 40 - 49 yrs. old	0%	0%	—	2%	0%	0%	0%	3%	—	0%
% 50 yrs. or older	0%	13%	—	0%	3%	0%	13%	0%	—	3%



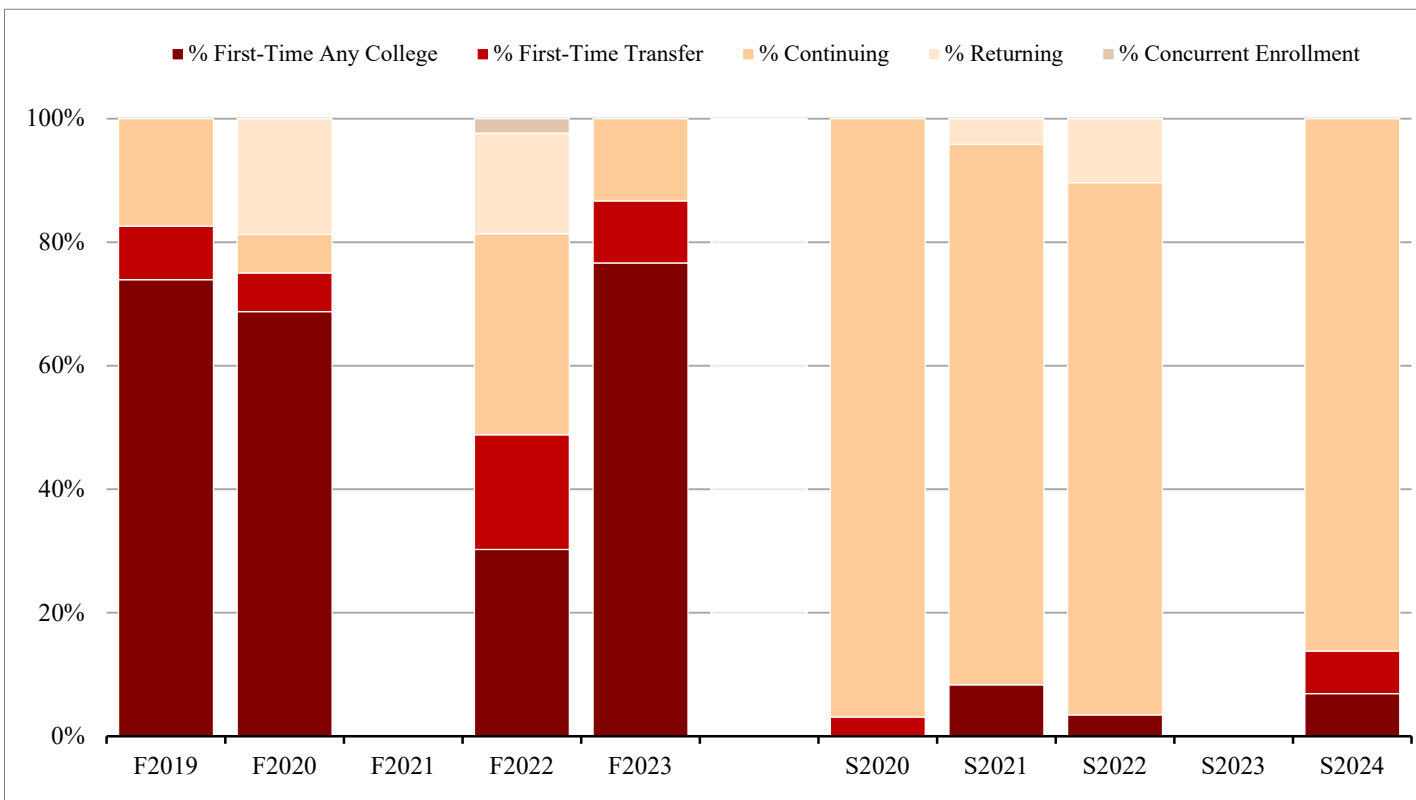
Student Demographic: Race-Ethnicity

Umoja Program										
	Fall Terms					Spring Terms				
	F2019	F2020	F2021	F2022	F2023	S2020	S2021	S2022	S2023	S2024
African American	14	8	0	14	18	14	12	10	0	18
Asian	0	0	0	2	1	4	1	3	0	1
Filipino	0	0	0	1	0	0	0	0	0	0
Latino	3	4	0	7	3	3	7	5	0	2
Native American	0	0	0	0	0	0	0	0	0	0
Pacific Islander	0	0	0	0	0	0	0	0	0	0
White	0	3	0	8	0	4	3	5	0	0
Multiethnic	6	1	0	10	6	7	0	5	0	5
Other/Unknown	0	0	0	1	2	0	1	1	0	3
% African American	61%	50%	—	33%	60%	44%	50%	34%	—	62%
% Asian	0%	0%	—	5%	3%	13%	4%	10%	—	3%
% Filipino	0%	0%	—	2%	0%	0%	0%	0%	—	0%
% Latino	13%	25%	—	16%	10%	9%	29%	17%	—	7%
% Native American	0%	0%	—	0%	0%	0%	0%	0%	—	0%
% Pacific Islander	0%	0%	—	0%	0%	0%	0%	0%	—	0%
% White	0%	19%	—	19%	0%	13%	13%	17%	—	0%
% Multiethnic	26%	6%	—	23%	20%	22%	0%	17%	—	17%
% Other/Unknown	0%	0%	—	2%	7%	0%	4%	3%	—	10%



Student Enrollment Status

Umoja Program										
	Fall Terms					Spring Terms				
	F2019	F2020	F2021	F2022	F2023	S2020	S2021	S2022	S2023	S2024
First-Time Any College	17	11	0	13	23	0	2	1	0	2
First-Time Transfer	2	1	0	8	3	1	0	0	0	2
Continuing	4	1	0	14	4	31	21	25	0	25
Returning	0	3	0	7	0	0	1	3	0	0
Concurrent Enrollment	0	0	0	1	0	0	0	0	0	0
% First-Time Any College	74%	69%	—	30%	77%	0%	8%	3%	—	7%
% First-Time Transfer	9%	6%	—	19%	10%	3%	0%	0%	—	7%
% Continuing	17%	6%	—	33%	13%	97%	88%	86%	—	86%
% Returning	0%	19%	—	16%	0%	0%	4%	10%	—	0%
% Concurrent Enrollment	0%	0%	—	2%	0%	0%	0%	0%	—	0%



Definitions:

First-Time Any College: Students enrolled in college for the first time.

First-Time Transfer: Students transferring to LPC in the current semester from another community college or university.

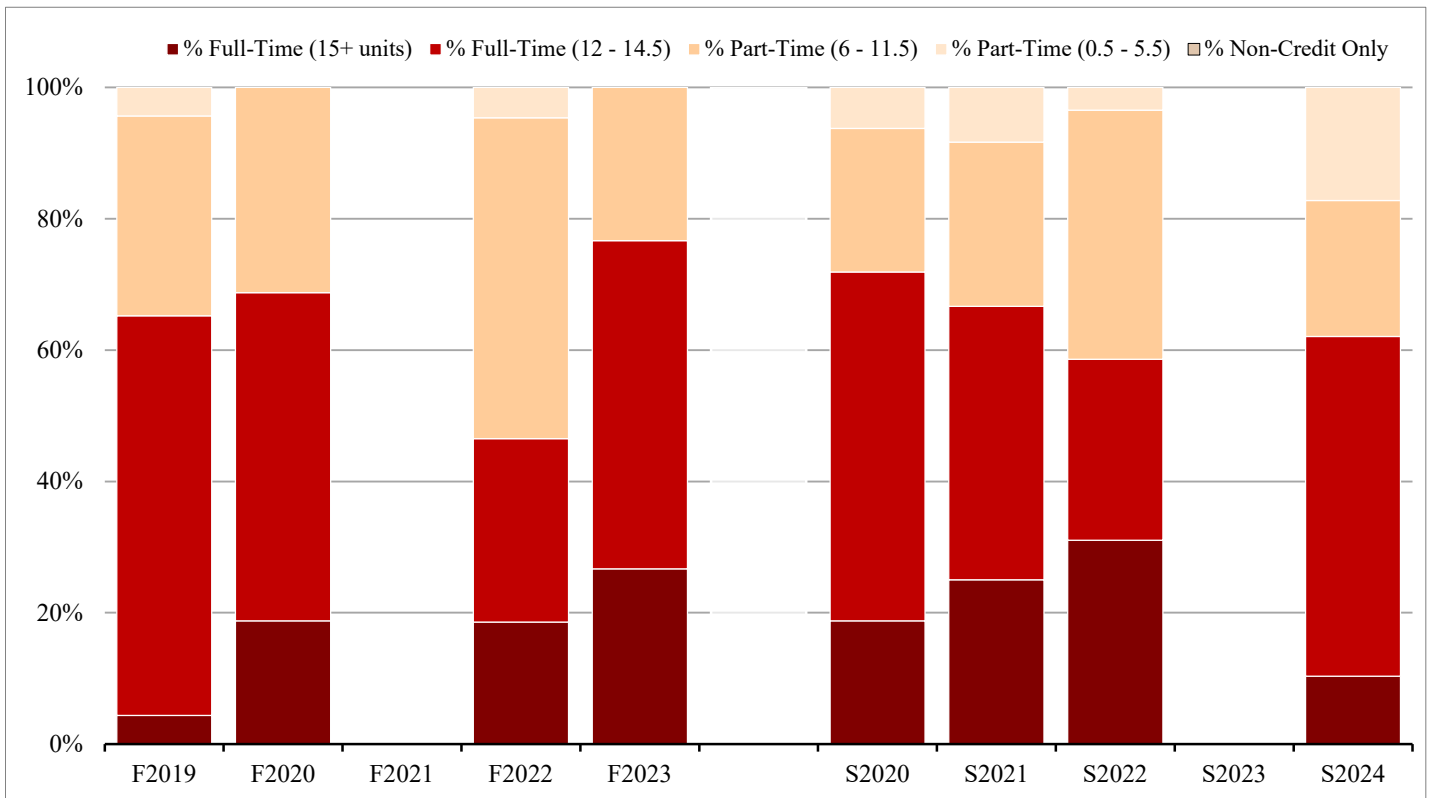
Continuing: Students enrolled in the current semester and were enrolled in the previous primary term. Primary terms are Fall and Spring.

Returning: Students enrolled at LPC after an absence of one or more primary terms from the District.

Concurrent Enrollment: A special admit student currently enrolled in K-12.

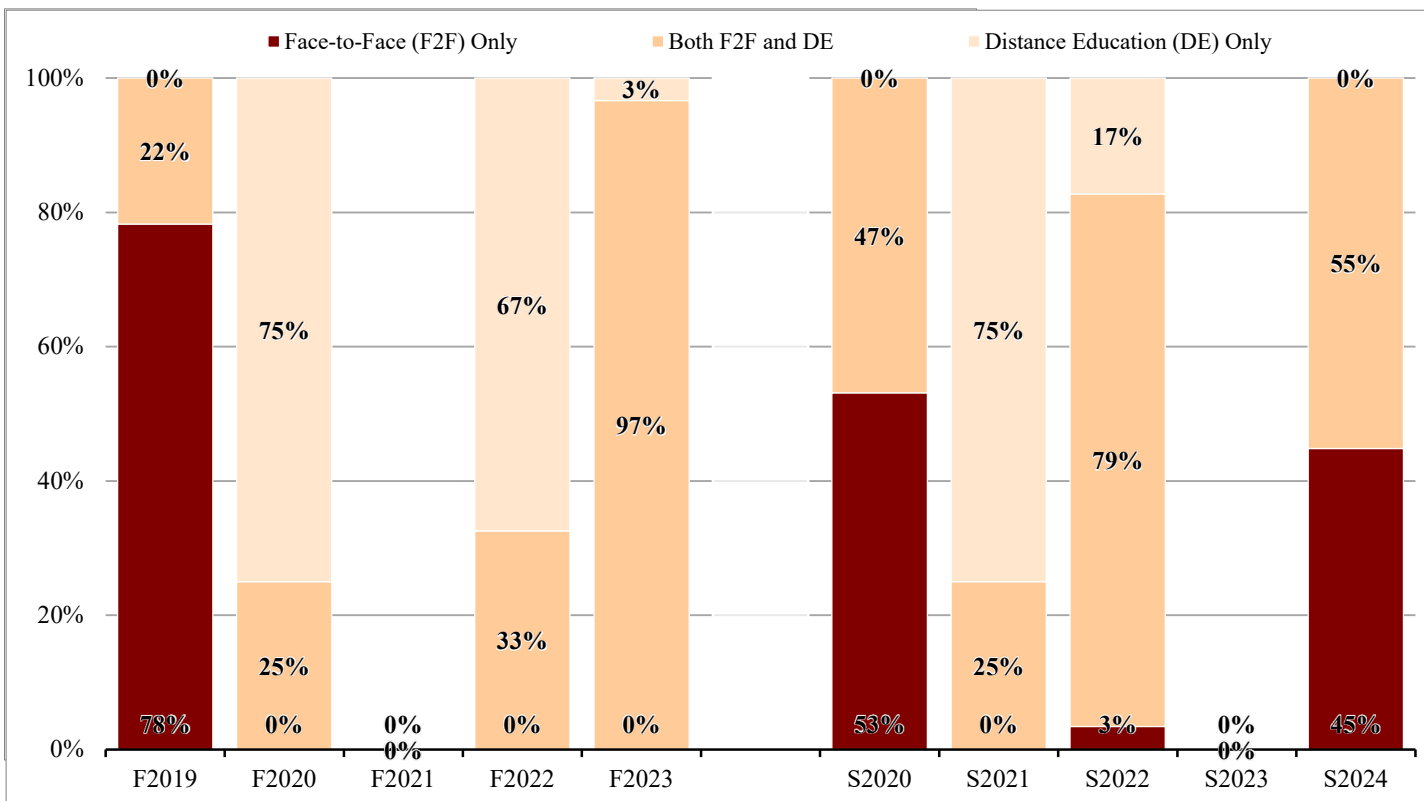
Student Unit Load

Umoja Program										
	Fall Terms					Spring Terms				
	F2019	F2020	F2021	F2022	F2023	S2020	S2021	S2022	S2023	S2024
Full-Time (15+ units)	1	3	0	8	8	6	6	9	0	3
Full-Time (12 - 14.5 units)	14	8	0	12	15	17	10	8	0	15
Part-Time (6 - 11.5 units)	7	5	0	21	7	7	6	11	0	6
Part-Time (0.5 - 5.5 units)	1	0	0	2	0	2	2	1	0	5
Non-Credit Only	0	0	0	0	0	0	0	0	0	0
% Full-Time (15+ units)	4%	19%	—	19%	27%	19%	25%	31%	—	10%
% Full-Time (12 - 14.5)	61%	50%	—	28%	50%	53%	42%	28%	—	52%
% Part-Time (6 - 11.5)	30%	31%	—	49%	23%	22%	25%	38%	—	21%
% Part-Time (0.5 - 5.5)	4%	0%	—	5%	0%	6%	8%	3%	—	17%
% Non-Credit Only	0%	0%	—	0%	0%	0%	0%	0%	—	0%



Students Using Distance Education

Umoja Program										
(Categories reflect college-wide coursework)	Fall Terms					Spring Terms				
	F2019	F2020	F2021	F2022	F2023	S2020	S2021	S2022	S2023	S2024
Face-to-Face (F2F) Only	18	0	0	0	0	17	0	1	0	13
Both F2F and DE	5	4	0	14	29	15	6	23	0	16
Distance Education (DE) Only	0	12	0	29	1	0	18	5	0	0
% Face-to-Face (F2F) Only	78%	0%	—	0%	0%	53%	0%	3%	—	45%
% Both F2F and DE	22%	25%	—	33%	97%	47%	25%	79%	—	55%
% Distance Education (DE) Only	0%	75%	—	67%	3%	0%	75%	17%	—	0%



Definitions:

Distance Education (DE) includes enrollments in course sections that deliver course content online. Courses are categorized using the following methods:

Prior to Summer 2020, via section numbers (i.e., start with 'DE', 'HD', 'LD' and 'LO'); courses with 51% of content delivered online.

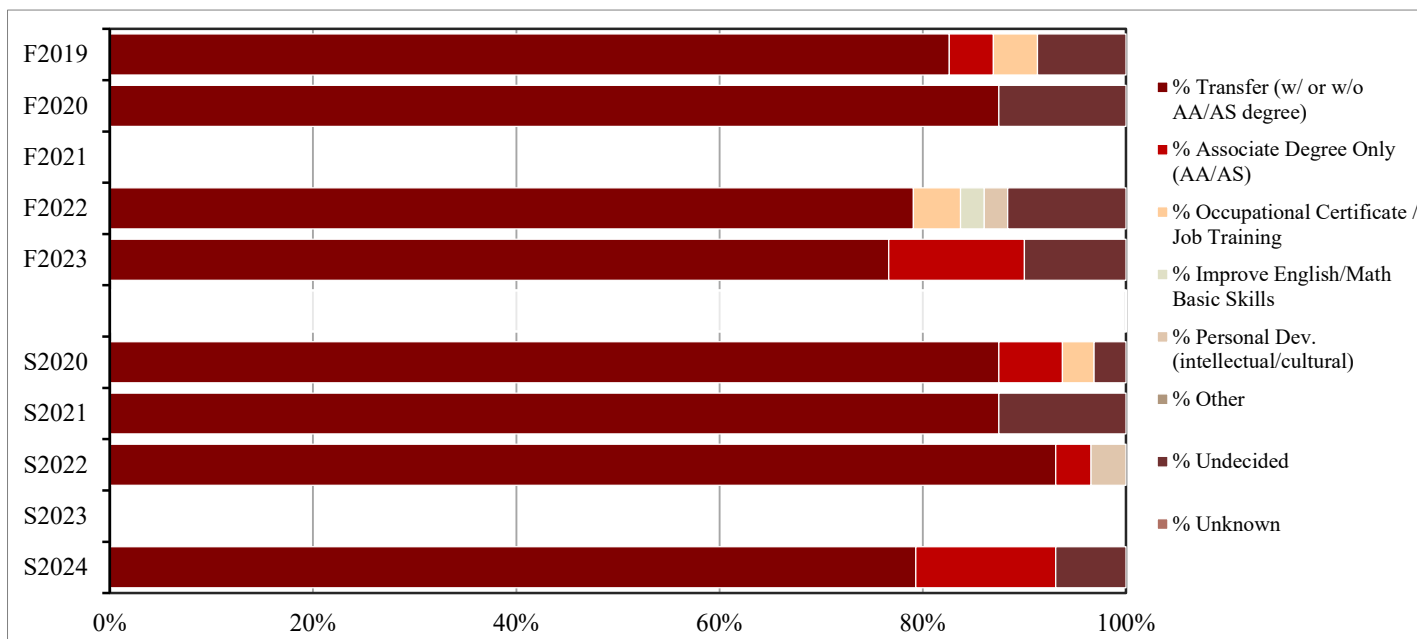
In Summer 2020 and Fall 2020, due to the COVID-19 pandemic, via web comments for each section; identified as any with an online component.

In Spring 2021 and Summer 2021, via section numbers (i.e., 'A##', 'S##', 'B##', 'H##', 'HF#').

Since Fall 2021 to present, via course attributes identifying course modality, or, when no attributes are provided, via section numbers (as previously indicated).

Student Educational Goal

Umoja Program										
	Fall Terms					Spring Terms				
	F2019	F2020	F2021	F2022	F2023	S2020	S2021	S2022	S2023	S2024
Transfer (w/ or w/o AA/AS degree)	19	14	0	34	23	28	21	27	0	23
Associate Degree Only (AA/AS)	1	0	0	0	4	2	0	1	0	4
Occupational Certificate / Job Training	1	0	0	2	0	1	0	0	0	0
Improve English/Math Basic Skills	0	0	0	1	0	0	0	0	0	0
Personal Development (intellectual/cultural)	0	0	0	1	0	0	0	1	0	0
Other	0	0	0	0	0	0	0	0	0	0
Undecided	2	2	0	5	3	1	3	0	0	2
Unknown	0	0	0	0	0	0	0	0	0	0
% Transfer (w/ or w/o AA/AS degree)	83%	88%	—	79%	77%	88%	88%	93%	—	79%
% Associate Degree Only (AA/AS)	4%	0%	—	0%	13%	6%	0%	3%	—	14%
% Occupational Certificate / Job Training	4%	0%	—	5%	0%	3%	0%	0%	—	0%
% Improve English/Math Basic Skills	0%	0%	—	2%	0%	0%	0%	0%	—	0%
% Personal Dev. (intellectual/cultural)	0%	0%	—	2%	0%	0%	0%	3%	—	0%
% Other	0%	0%	—	0%	0%	0%	0%	0%	—	0%
% Undecided	9%	13%	—	12%	10%	3%	13%	0%	—	7%
% Unknown	0%	0%	—	0%	0%	0%	0%	0%	—	0%



Definitions:

Transfer: Students who want to transfer to a 4-year university. Includes students enrolled in 4-year institutions completing requirements at LPC.

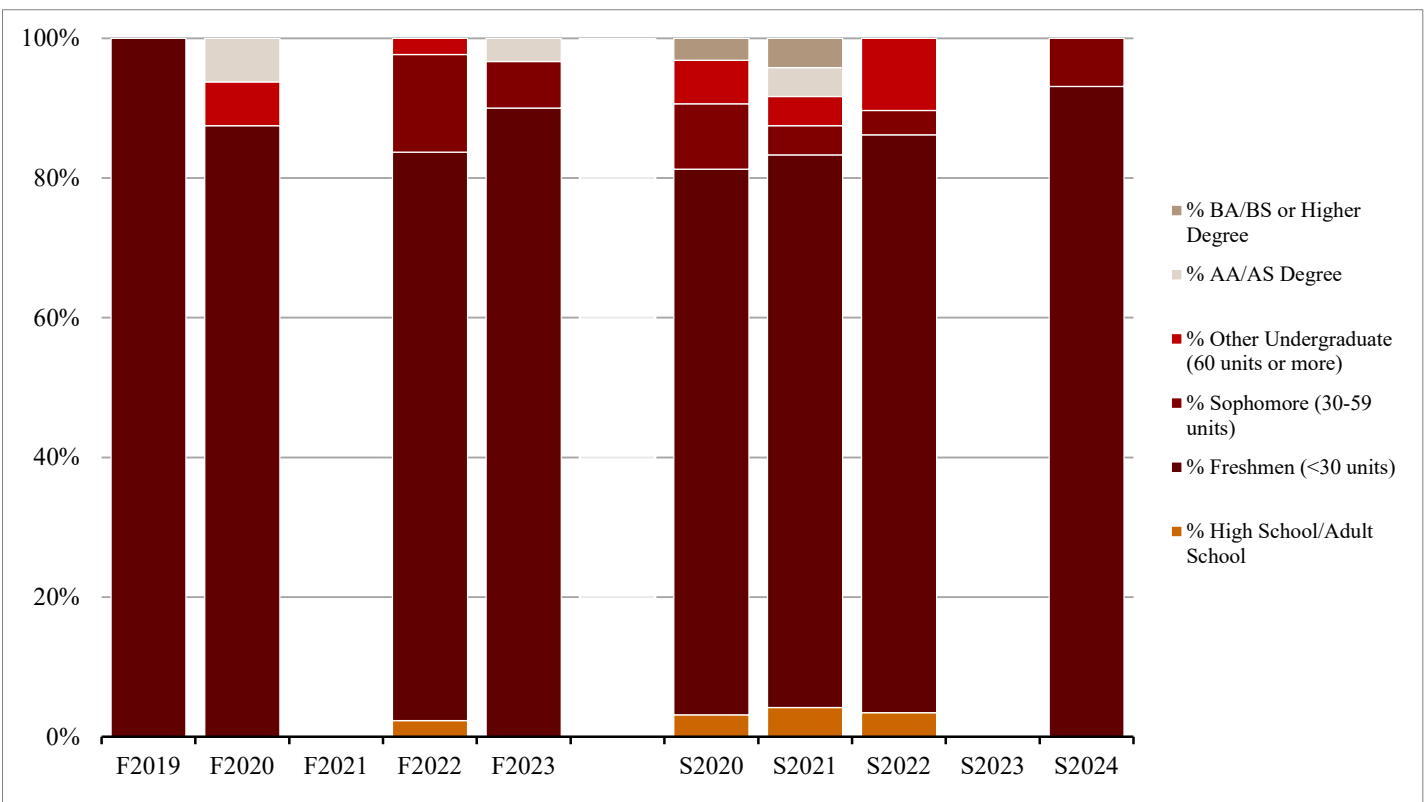
Occupational Certificate/Job Training: Acquire job skills, explore career interests, earn a certificate, or maintain a certificate/license.

Personal Development: Students taking courses for intellectual and/or cultural development.

Other: Students completing diploma/GED requirements or moving from non-credit to credit courses. Data from admission application.

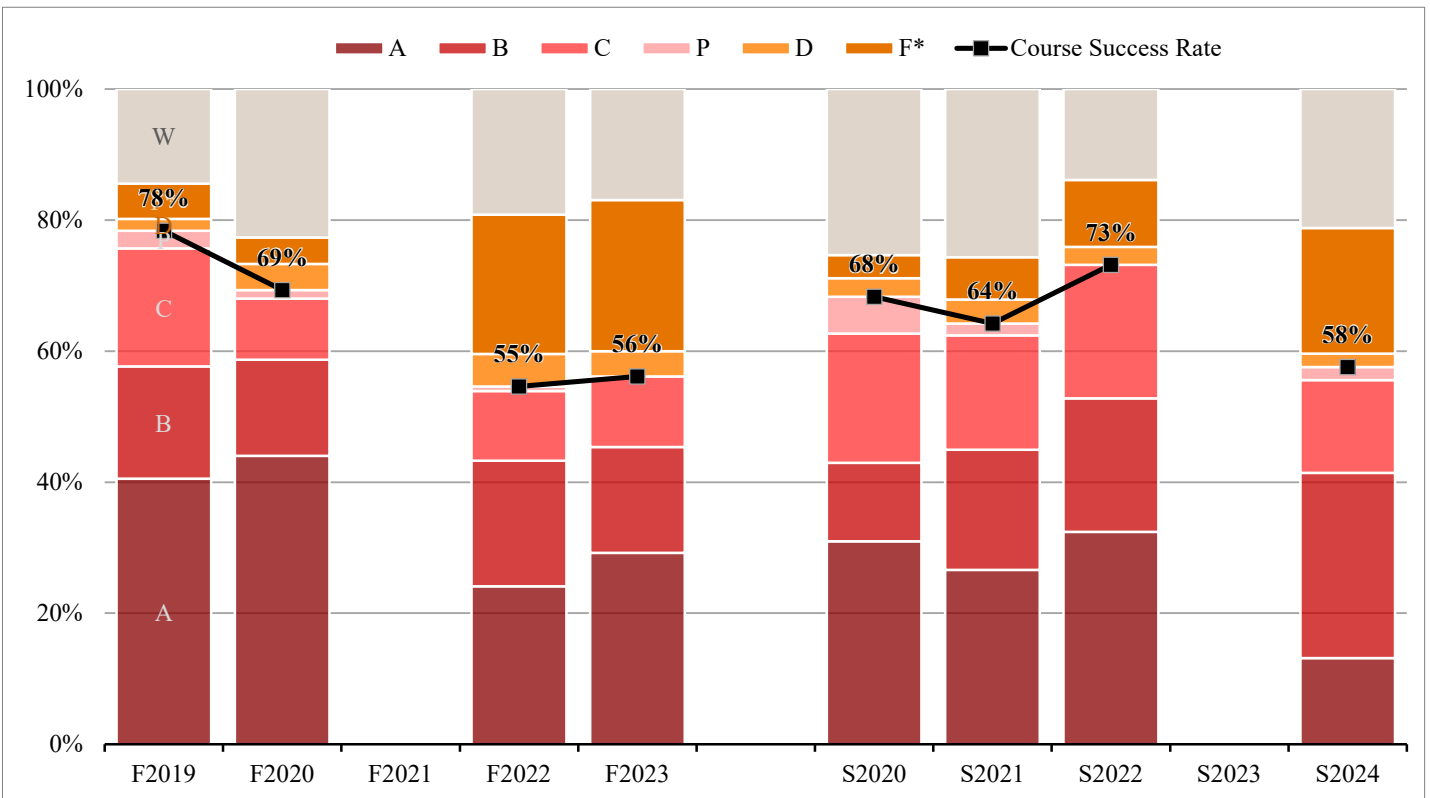
Highest Educational Level of Students

Umoja Program										
	Fall Terms					Spring Terms				
	F2019	F2020	F2021	F2022	F2023	S2020	S2021	S2022	S2023	S2024
High School/Adult School	0	0	0	1	0	1	1	1	0	0
Freshmen (<30 units)	23	14	0	35	27	25	19	24	0	27
Sophomore (30-59 units)	0	0	0	6	2	3	1	1	0	2
Other Undergraduate (60 units or more)	0	1	0	1	0	2	1	3	0	0
AA/AS Degree	0	1	0	0	1	0	1	0	0	0
BA/BS or Higher Degree	0	0	0	0	0	1	1	0	0	0
% High School/Adult School	0%	0%	—	2%	0%	3%	4%	3%	—	0%
% Freshmen (<30 units)	100%	88%	—	81%	90%	78%	79%	83%	—	93%
% Sophomore (30-59 units)	0%	0%	—	14%	7%	9%	4%	3%	—	7%
% Other Undergraduate (60 units or more)	0%	6%	—	2%	0%	6%	4%	10%	—	0%
% AA/AS Degree	0%	6%	—	0%	3%	0%	4%	0%	—	0%
% BA/BS or Higher Degree	0%	0%	—	0%	0%	3%	4%	0%	—	0%



Student Performance: Grade Distribution

Umoja Program										
	Fall Terms					Spring Terms				
	F2019	F2020	F2021	F2022	F2023	S2020	S2021	S2022	S2023	S2024
Total Course Enrollments	111	75	0	141	130	142	109	108	0	99
Course Success Rates	78%	69%	0%	55%	56%	68%	64%	73%	0%	58%
A	41%	44%	—	24%	29%	31%	27%	32%	—	13%
B	17%	15%	—	19%	16%	12%	18%	20%	—	28%
C	18%	9%	—	11%	11%	20%	17%	20%	—	14%
P	3%	1%	—	1%	0%	6%	2%	0%	—	2%
Course Non-Success Rate	7%	8%	0%	26%	27%	6%	10%	13%	0%	21%
D	2%	4%	—	5%	4%	3%	4%	3%	—	2%
F*	5%	4%	—	21%	23%	4%	6%	10%	—	19%
Withdrawals (See Note)	14%	23%	0%	19%	17%	25%	26%	14%	0%	21%



Definitions:

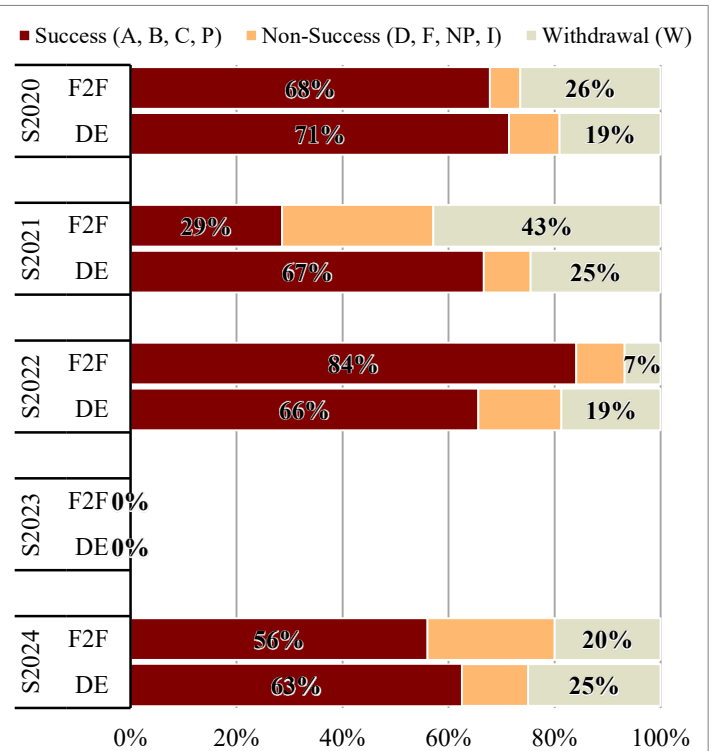
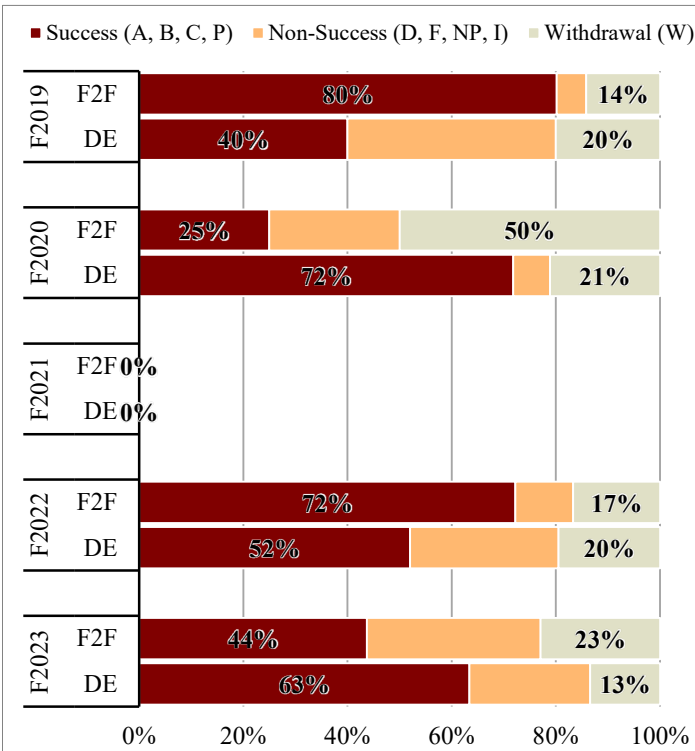
Course Success Rate: Share of course enrollments resulting in a passing grade ('A', 'B', 'C', 'P', 'NCA', 'NCB', 'NCC', or 'NCP').

Course Non-Success Rate: Share of course enrollments resulting in a grade of 'D' or F* (includes: 'F', 'NP', 'T', 'NCD', 'NCF', or 'NCNP').

Withdrawals are the share of course enrollments resulting in (1) a grade notation of 'W', 'MW', or 'EW', or, (2) a course dropped due to COVID-19.

Student Performance: Distance Education

Umoja Program										
	Fall Terms					Spring Terms				
	F2019	F2020	F2021	F2022	F2023	S2020	S2021	S2022	S2023	S2024
Total Course Enrollments	111	75	0	141	130	142	109	108	0	99
Face-to-Face (F2F) Sections	106	4	0	18	48	121	7	44	0	75
Success Rates	80%	25%	—	72%	44%	68%	29%	84%	—	56%
Non-Success Rates	6%	25%	—	11%	33%	6%	29%	9%	—	24%
Withdrawals	14%	50%	—	17%	23%	26%	43%	7%	—	20%
Distance Education (DE) Sections	5	71	0	123	82	21	102	64	0	24
Success Rates	40%	72%	—	52%	63%	71%	67%	66%	—	63%
Non-Success Rates	40%	7%	—	28%	23%	10%	9%	16%	—	13%
Withdrawals	20%	21%	—	20%	13%	19%	25%	19%	—	25%



Definitions:

Course Success Rate: Share of course enrollments resulting in a passing grade ('A', 'B', 'C', 'P', 'NCA', 'NCB', 'NCC', or 'NCP').

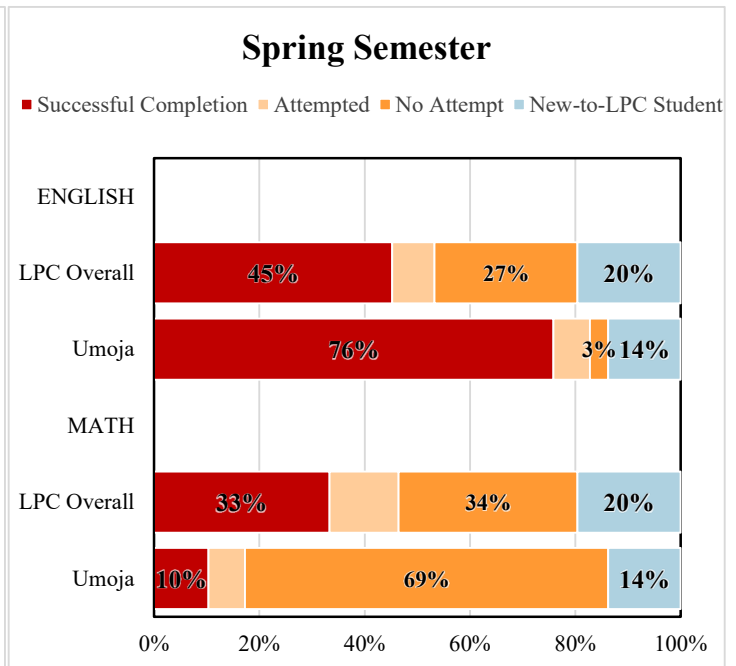
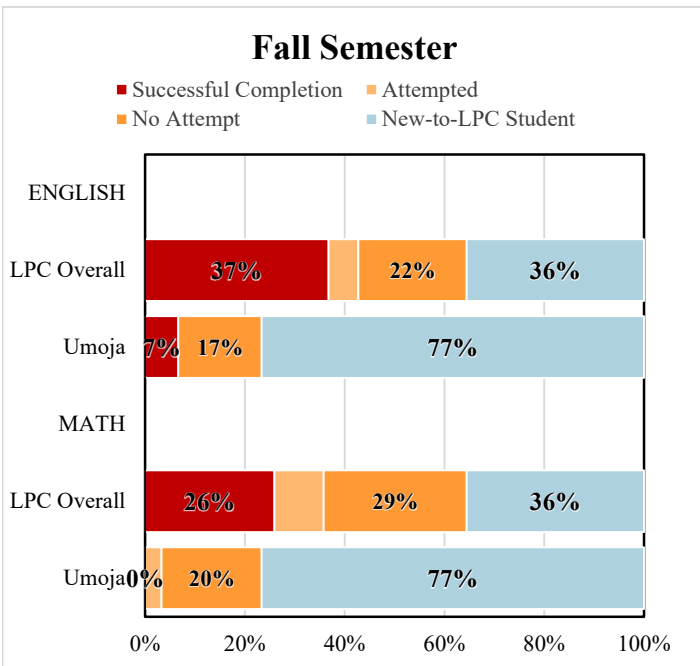
Course Non-Success Rate: Share of course enrollments resulting in a grade of 'D', 'F', 'NP', 'T', 'NCD', 'NCF', or 'NCNP'.

Withdrawals are the share of course enrollments resulting in (1) a grade notation of 'W', 'MW', or 'EW', or, (2) a course dropped due to COVID-19.

Distance Education (DE) includes enrollments in course sections that deliver course content online. (see note in "Students Using Distance Education" for details.)

Prior Experience in English & Math

<i>(English and math status prior to the start of the term)</i>	Fall 2023				Spring 2024			
	Umoja		LPC Overall		Umoja		LPC Overall	
	Num	Pct	Num	Pct	Num	Pct	Num	Pct
Transfer-level English								
Successful Completion*	2	7%	2,796	37%	22	76%	3,393	45%
Attempted (<i>not successful</i>)	0	0%	454	6%	2	7%	600	8%
No Attempt	5	17%	1,652	22%	1	3%	2,036	27%
New-to-LPC Student	23	77%	2,703	36%	4	14%	1,472	20%
Transfer-level Math								
Successful Completion*	0	0%	1,971	26%	3	10%	2,498	33%
Attempted (<i>not successful</i>)	1	3%	752	10%	2	7%	986	13%
No Attempt	6	20%	2,179	29%	20	69%	2,545	34%
New-to-LPC Student	23	77%	2,703	36%	4	14%	1,472	20%



Definitions:

Transfer-Level English:

- Successful Completion** = earned a passing grade in ENG 1A or 1AEX, or attempted a higher transfer-level course in the sequence in prior terms.
- Attempted (no successful completion)** = attempted ENG 1A or 1AEX in prior terms but did not receive a passing grade.
- No Prior Attempt** = no prior enrollment in transfer-level English within the sequence.
- New-to-LPC Student** = enrollments from students with no for credit enrollments within our district prior to the current term.

Transfer-Level Math:

- Successful Completion** = earned a passing grade in a transfer-level math course or attempted a higher transfer-level course in the sequence in prior terms.
- Attempted (no successful completion)** = attempted a entry transfer-level math course in prior terms but did not receive a passing grade.
- No Prior Attempt** = no prior enrollment in transfer-level math within the sequence.
- New-to-LPC Student** = enrollments from students with no for credit enrollments within our district prior to the current term.