

# INSTRUCTIONAL EQUIPMENT REQUEST

2016-2017

Internal Use

IE #: Fall 44

Total \$: 6,328.01

RECEIVED

OCT 20 2016

VP ACADEMIC SERVICES  
Requester Name: Scott Miner

Division Name: CATSS

## SECTION 1: SUMMARY INFORMATION

Brief Title of the Request:

Inverter Welding Power Supply #B

Equipment Location Building: 800

Room: 810

## SECTION 2: EQUIPMENT DESCRIPTION

The equipment is:  A Replacement  An Upgrade  New Equipment/Technology

Describe the specific equipment requested and how it will be used to replace, upgrade or provide new technology to LPC from what is currently in place:

Welding power supply that is used in a student welding workstation. Used for Shielded Metal Arc Welding (SMAW) and Gas Tungsten Arc Welding (GTAW). The new machine requested would replace an existing power supply that was purchased in the Mid 1990's. The existing machine is tired, outdated, and difficult to find replacement parts when needed.

If applicable, describe the legal requirement, mandate, or safety concern for purchase of this equipment, making specific reference to the legal requirement or regulation:

N/A

### SECTION 3: LPC MISSION STATEMENT AND LPC PLANNING PRIORITIES

#### LPC MISSION STATEMENT:

LPC is an inclusive learning-centered institution providing educational opportunities and support for completion of students' transfer, degree, basic skills, career-technical, and retraining goals.

#### LPC PLANNING PRIORITIES:

- ❖ Establish regular and ongoing processes to implement best practices to meet ACCJC standards.
- ❖ Provide necessary institutional support for curriculum development and maintenance.
- ❖ Develop processes to facilitate ongoing meaningful assessment of SLOs and integrate assessment of SLOs into college processes.
- ❖ Expand tutoring services to meet demand and support student success in Basic Skills, CTE, and Transfer courses.

#### Specify how the equipment supports *LPC's Mission Statement and Planning Priorities:*

Mission - Used to support students in the area of Career Technical Education, transfer, degree and retraining goals.

Priorities - Replacement of the existing equipment provides the necessary institutional support to maintain curriculum. Meaningful course and program level SLO's are completed with the existing machines. The SLO's are to complete an Industry Standard Welding Certification Test. Students use these machines to practice welding similar to a computer is to a coding class. The practice of the students in conjunction with coaching from others represents the CTE version of tutoring.

### SECTION 4: EDUCATIONAL ITEMS – PROGRAM REVIEW

#### Specify the educational programs this equipment supports:

Welding Technology

#### If this equipment is included in your Program Review, please include the exact wording. If equipment is not included, explain why:

"World Class Welding Instruction - Continuous Improvement"

"Extensive use of Welding Procedure Specifications (WPS) and Standardized Testing for Midterms and Finals in most courses"

"One area of constant concern and need is to make sure that the equipment we use in all of our CTE programs are safe to use and similar to that in our respective trade, so that students are prepared for the proper workplace environment"

### SECTION 5: TEACHING AND LEARNING

#### Describe in detail the impact this equipment will have on teaching:

This machine will allow teaching of current equipment used in industry, along with advanced features, will help prepare the students for current and future careers. The controls on the new equipment is much simpler and easier to teach a student to operate. The machine has the ability to track welding data that is also impossible to do with the existing machine.

#### Describe in detail the impact this equipment will have on learning:

This machine will allow learning on current equipment used in industry. The controls are much more logical and easier for the students to understand. The new controls will match 16 other machines in the room so moving to different workstations now becomes easier for everyone in the lab space. Students can study the data that the machine collects.

Each academic year, this equipment will impact: 50+ # of classes/sections 500+ # of students

## SECTION 6: OUTCOMES (SLOs)

Using your documented SLOs, specify how the equipment will enable student learning outcomes to be achieved?

This equipment is used to complete COURSE level SLO's in more than 75% of the welding courses. This equipment is used to complete one of our three PROGRAM level SLO's as well. Passing an Industry Standard Welding Certification Test

What are the consequences related to learning outcomes if request is not funded?

We will continue to use equipment in this workstation that is 20 years old and getting tired. Students will continue to attempt weld testing using the older equipment.

## SECTION 7: TOTAL COST OF OWNERSHIP (FINANCIAL & SUSTAINABILITY)

What is the potential life span of the requested equipment?

The existing equipment is more than 20 years old, it is a "durable good"

If new storage is needed, describe the storage, location, and costs: (Specific storage costs should be detailed in the "Part A: Initial Start-up Costs" section below.)

N/A

What will be required to maintain the equipment, such as regular servicing or upkeep? (Specific on-going costs should be detailed in the "Part B: On-Going Annual Operating Costs" sections below as applicable.)

Minor occasional maintenance , should operate trouble free for years

Explain how this equipment meets or exceeds basic sustainability efforts and/or provides renewable resources to the college:

The machine is made from materials that can be 100% recycled at the end of its usable lifespan. The old machine will be 100% recycled. All of the Steel, Aluminum and Stainless Steel that students use with this machine is recycled as well.

The new machine will draw about 15% less power than the existing due to the inverter technology.

**Part A: Initial Start-up Costs**

<u>Item</u>	<u>Cost</u>	<u>Comments</u>
Equipment or Materials	4,979.00	
Taxes (9.5%)	473.00	
Shipping or Delivery Charge	0.00	
Installation Costs *	0.00	Instructor & Technician installed
Miscellaneous Costs:		
Facilities Modifications		
Operator Training		
Maintenance & Repair Training		
Other: Torch Kit w/Foot Control	800.00	
Vendor Discount		
<b>Grand Total:</b>		6,252.00

**Part B: On-Going Annual Operating Costs**

<u>Item</u>	<u>Cost</u>	<u>Comments</u>
Annual Service or Maintenance	0.00	
Estimated Parts Replacement Per Year	0.00	
Outside Standardization or Calibration Costs	0.00	
Storage Costs	0.00	
New Supply Costs	0.00	
Miscellaneous Costs:	20.00	
Maintenance & Repair Labor		
Other:		
<b>Annual Operating Costs:</b>		20.00

**Indicate the source of funding for on-going annual operating costs:**

Department Supply Budget

**Part C: Incremental Labor Costs**

**OPERATOR:**

Indicate the key operator: Students & Instructors

Is this in their current scope of duties? Complete Educational Goals

Indicate cost to train key operator (include in Initial Start-up Costs above): 0

Indicate amount of time per month key operator will use equipment: 160+ Hours

**MAINTENANCE & REPAIRS:**

Indicate the person performing maintenance and repairs: Welding/Auto Department Technician



Is this in their current scope of duties? Yes

Indicate cost to train for maintenance and repairs: 0

Indicate amount of time per month maintenance will be required: less than 15 minutes

**SECTION 8: APPROVALS**

Funded requesters will be expected to respond to a brief RAC feedback survey by a requested deadline. Requests for computer-related equipment and printers must be reviewed by the LPC IT Department.

Signatures:  


10/17/16

Requester

Date

IT Department (if required)


Date



10/20/16

Dean/Manager

Date



10/24/16

Vice President

Date





**QUOTE**

Tracking Number

Quote Date

10/14/2016

ALLIANCE/JANCO W/S  
501 Auzerais Avenue  
San Jose, CA 95126  
408-271-3800  
408-271-3813 (FAX)

ALLIANCE W/S  
800 Greenville Road  
Livermore, CA 94550  
925-449-9353  
925-449-9356 (FAX)

ALLIANCE/ATLAS W/S  
1224 Sixth Street  
Berkeley, CA 94710  
510-524-5117  
510-524-9098 (FAX)

ALLIANCE/CONTRA COSTA W/S  
1135 Erickson Road  
Concord, CA 94520  
925-685-8921  
925-685-8928 (FAX)

Ship To:

CHABOT LOS POSITAS
SCOTT MINER
-

Issued By: **LHUTTON**

Location: **LIVERMORE**

ITEM	QTY	PART #	DESCRIPTION	PRICE	EXTEND
<del>1</del>	<del>1</del>	<del>LIN-K2075-Z</del>	<del>POWERWAVE C300 BASE MODEL</del>	<del>\$ 5,076.00</del>	<del>\$ 5,076.00</del>
<del>2</del>	<del>1</del>	<del>LIN-K2774-Z</del>	<del>POWERWAVE C300 STL READY PAK</del>	<del>\$ 5,833.00</del>	<del>\$ 5,833.00</del>
3	1	MIL-907514003	DYNASTY 280 DX W/INSIGHT	\$ 4,978.89	\$ 4,978.89
4					
5					
6				\$ -	\$ -
7				\$ -	\$ -
8				\$ -	\$ -
9				\$ -	\$ -
10				\$ -	\$ -
11				\$ -	\$ -
12				\$ -	\$ -
13				\$ -	\$ -
14				\$ -	\$ -
15				\$ -	\$ -
16				\$ -	\$ -

SUB TOTAL	\$ <del>15,887.89</del>
DELIVERY CHARGE	\$ -
SALES TAX	
<b>TOTAL</b>	<b>\$ 15,887.89</b>

**NOTES:**

---



---



---



---

\* This quotation is good for 30 days from the date shown above

[www.alliance.ws](http://www.alliance.ws)

**Service Only A Small Business Can Provide**







## Maxstar<sup>®</sup> 210/280 Series DC TIG and Stick

See literature no. DC/32.1 (210) and DC/35.0 (280)

## Dynasty<sup>®</sup> 210/280 Series AC/DC TIG and Stick

See literature no. AD/4.81 (210) and AD/4.9 (280)

### 210 Series TIG Welding Capability

Max. 1/4 in. (6.4 mm)	Max. 1/4 in. (6.4 mm)
Steel	Aluminum (Dynasty only)
Min. 0.002 in. (0.05 mm)	Min. 0.012 in. (0.3 mm)

### 280 Series TIG Welding Capability

Max. 3/8 in. (9.5 mm)	Max. 3/8 in. (9.5 mm)
Steel	Aluminum (Dynasty only)
Min. 0.004 in. (0.1 mm)	Min. 0.012 in. (0.3 mm)



Maxstar and Dynasty 210 Series (Maxstar 210 shown).



See page 113

**Base and DX models available.** Base model provides essential TIG and stick functions. DX model adds extended ranges to sequencer, full trigger options, and full preflow and pulser functions.  
Note: See page 49 in the Stick section for Maxstar 210 STR.



Allows for any input voltage hook-up (210 models: 120-480 V, 280 models: 208-575 V) with no manual linking, providing convenience in any job setting. Ideal solution for dirty or unreliable power.

**Blue Lightning™** high-frequency (HF) arc starter for non-contact arc initiation. Provides more consistent arc starts and greater reliability compared to traditional HF arc starters.

**Lift-Arc™** provides AC or DC arc initiation without the use of high frequency.

**Hot Start™** adaptive control provides positive arc starts without sticking.

**Auto-postflow** adjusts the length of postflow time based on the amperage setting, shielding your tungsten and eliminating the need to set the postflow time.

**Pro-Set™** eliminates the guesswork when setting weld parameters. Use Pro-Set when you want the speed, convenience and confidence of preset controls. Simply select the feature and adjust until Pro-Set appears on the display.

**Sleep timer** conserves electricity. This programmable feature will power down the machine if it sits idle for a specified time.

**Update and expand.** Front panel memory card data port provides the ability to easily update software and expand product features.

**Optional cooler power supply (CPS)** is an integrated 120-volt dedicated-use receptacle for the Coolmate™ 1.3. *Not available on Maxstar 210 Series.*

**Optional Cooler-On-Demand™** feature operates the auxiliary cooling system only when needed, reducing noise, energy use, and airborne contaminants pulled through the cooler. *Only available on CPS models.*

\*Refer to owner's manual for 208-volt output ratings and duty cycle.

\*\*Sense voltage for low OCV stick and Lift-Arc™ TIG.

DC Maxstar	Model/ Stock Number	Welding Process	Input Power	Welding Amp Range	Rated Output at 60% Duty Cycle	Amps Input at Rated Load Output, 50/60 Hz										Max. Open- Circuit Voltage	Dimensions	Net Weight
						120 V	208 V	230 V	240 V	400 V	460 V	480 V	575 V	kVA	KW			
Maxstar 210 (#907 683) Maxstar 210 DX (#907 684)	TIG	3-phase	1-210	210 A at 18.4 V	-	14	-	12	7	-	6	-	5.2	4.9	80 VDC (11 VDC**)	H: 13.6 in. (346 mm) W: 8.6 in. (219 mm) D: 19.5 in. (495 mm)	38 lb. (17.2 kg)	
			1-210	210 A at 18.4 V	-	24	-	20	12	-	10	-	4.9	4.9				
			1-phase (120 V)	1-150	125 A at 15 V	22	-	-	-	-	-	-	-	2.6				2.6
	Stick	3-phase	5-210	160 A at 26.4 V	-	15	-	13	8	-	6	-	5.5	5.2				
			5-210	160 A at 26.4 V	-	26	-	22	13	-	11	-	5.3	5.3				
			5-100	90 A at 23.6 V	23	-	-	-	-	-	-	-	2.8	2.8				
Maxstar 280 (#907 552) Maxstar 280 DX (#907 539) with CPS	TIG	3-phase	1-280	235 A at 19.4 V	-	17	15	-	9	7	-	6	6.2	6.0	60 VDC (11 VDC**)	H: 13.6 in. (346 mm) W: 8.6 in. (219 mm) D: 22.5 in. (569 mm)	47 lb. (21.3 kg) 50 lb. (22.7 kg) with CPS	
			1-280	235 A at 19.4 V*	-	28	26	-	15	13	-	10	6.0	6.0				
	Stick	3-phase	5-280	200 A at 28 V	-	20	18	-	10	9	-	7	7.2	7.0				
			5-280	180 A at 27.2 V*	-	30	27	-	15	13	-	10	6.2	6.2				





44