



Las Positas College

Student Support Program Review Data Packet

Fall 2020 to Spring 2025

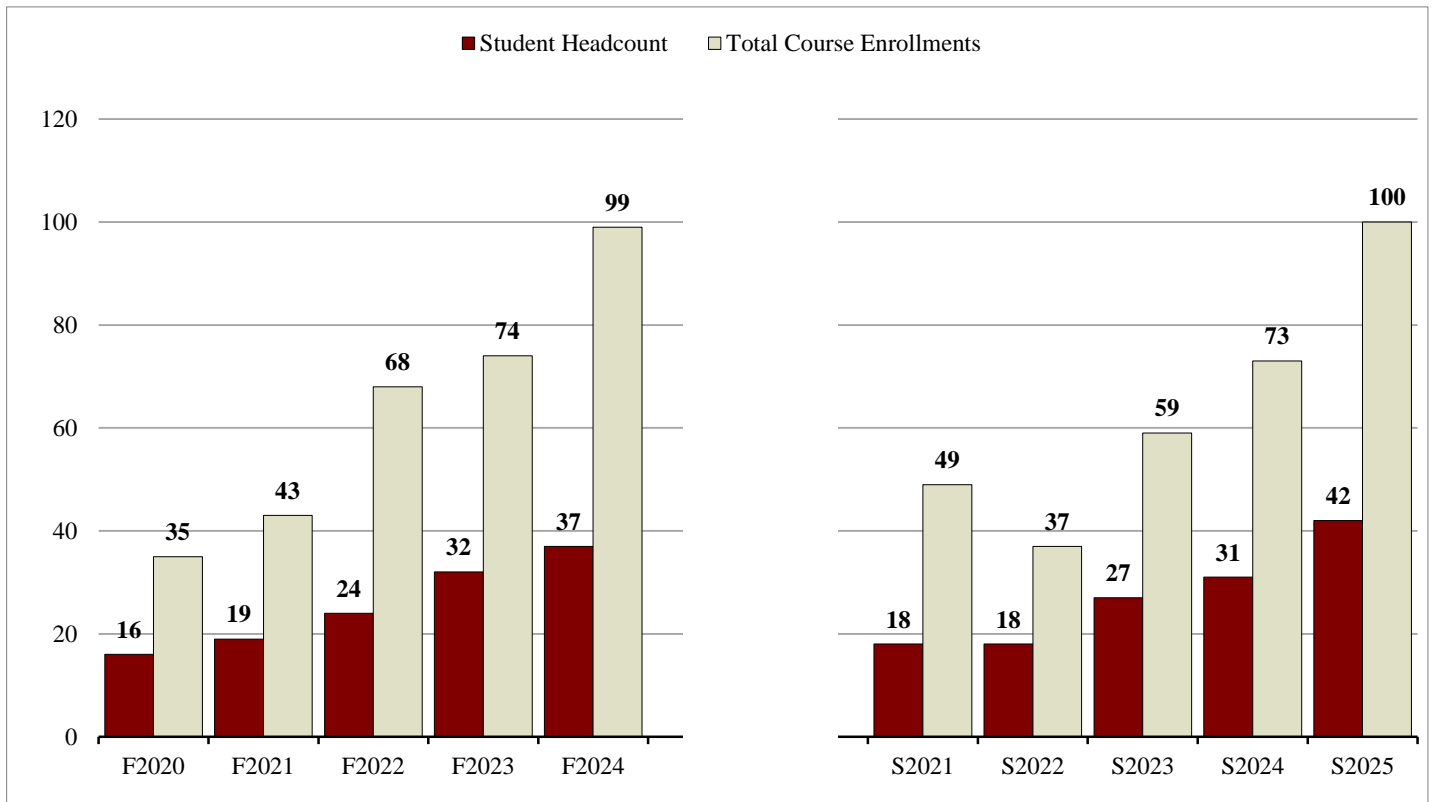
Program:

**California Work Opportunity and Responsibility
to Kids (CalWORKs)**

<u>TABLE OF CONTENTS</u>	<u>PAGE</u>
Headcount & Enrollment	1
Student Demographics: Gender & Age	2
Student Demographics: Race-Ethnicity	3
Student Enrollment Status	4
Student Unit Load	5
Students Using Distance Education	6
Student Educational Goal	7
Highest Educational Level of Students	8
Student Performance: Grade Distribution	9
Student Performance: Distance Education	10
Prior Experience in English and Math	11

Headcount & Enrollment

California Work Opportunity and Responsibility to Kids (CalWORKs)										
	Fall Terms					Spring Terms				
	F2020	F2021	F2022	F2023	F2024	S2021	S2022	S2023	S2024	S2025
Student Headcount	16	19	24	32	37	18	18	27	31	42
Total Course Enrollments	35	43	68	74	99	49	37	59	73	100



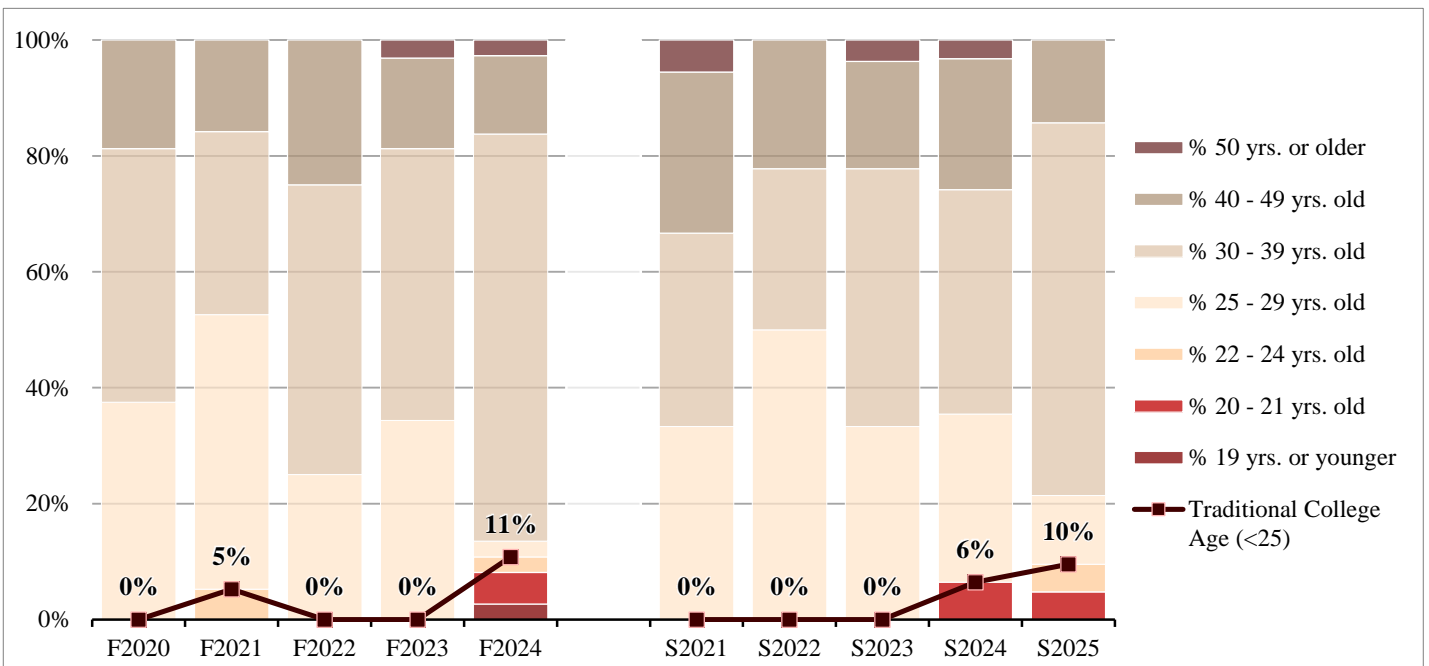
Definitions:

Student Headcount is the unduplicated count of students who used the service or met criteria for inclusion (i.e. Veterans First, International Students).

Total Course Enrollments is the sum of all course enrollments (filled seats) from students served/included as part of the program.

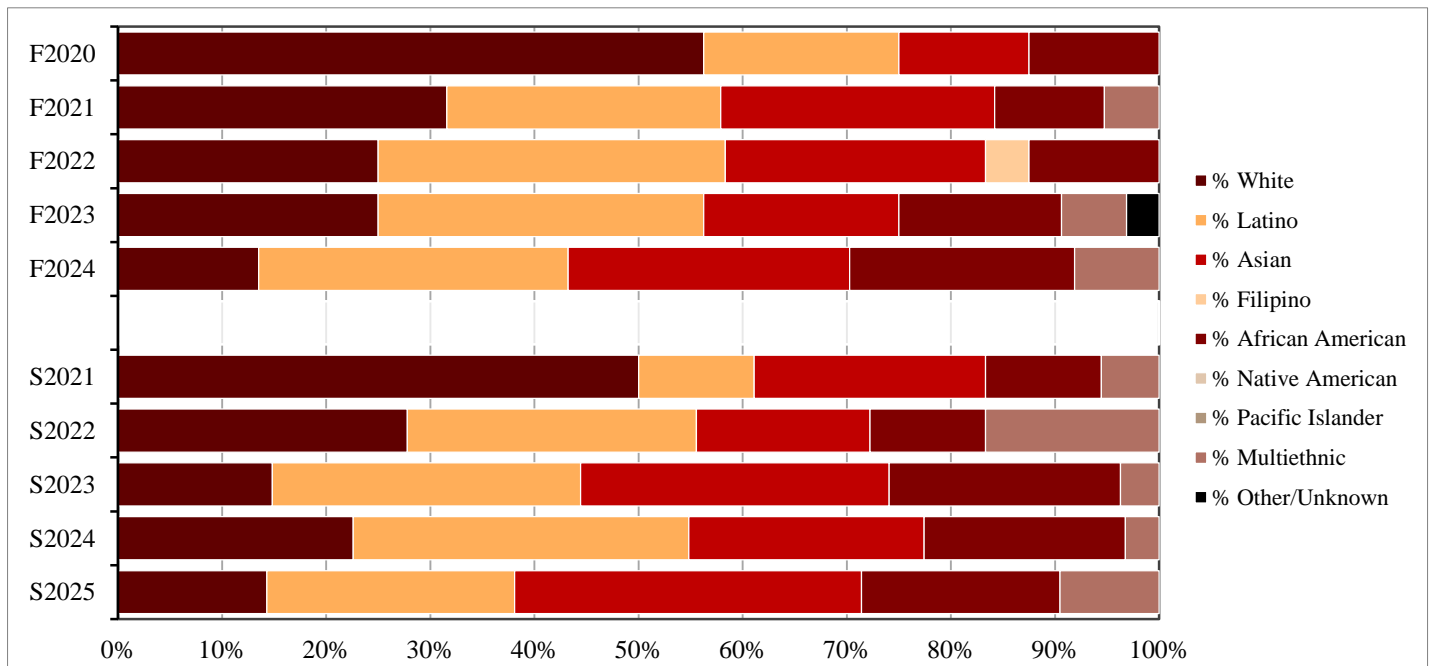
Student Demographics: Gender & Age

California Work Opportunity and Responsibility to Kids (CalWORKs)										
	Fall Terms					Spring Terms				
	F2020	F2021	F2022	F2023	F2024	S2021	S2022	S2023	S2024	S2025
Female	14	15	19	25	27	13	14	21	23	33
Male	2	4	5	5	9	5	4	5	6	8
19 yrs. or younger	0	0	0	0	1	0	0	0	0	0
20-21 yrs. old	0	0	0	0	2	0	0	0	2	2
22-24 yrs. old	0	1	0	0	1	0	0	0	0	2
25-29 yrs. old	6	9	6	11	1	6	9	9	9	5
30-39 yrs. old	7	6	12	15	26	6	5	12	12	27
40-49 yrs. old	3	3	6	5	5	5	4	5	7	6
50 yrs. or older	0	0	0	1	1	1	0	1	1	0
% Female	88%	79%	79%	83%	75%	72%	78%	81%	79%	80%
% Male	13%	21%	21%	17%	25%	28%	22%	19%	21%	20%
% 19 yrs. or younger	0%	0%	0%	0%	3%	0%	0%	0%	0%	0%
% 20 - 21 yrs. old	0%	0%	0%	0%	5%	0%	0%	0%	6%	5%
% 22 - 24 yrs. old	0%	5%	0%	0%	3%	0%	0%	0%	0%	5%
% 25 - 29 yrs. old	38%	47%	25%	34%	3%	33%	50%	33%	29%	12%
% 30 - 39 yrs. old	44%	32%	50%	47%	70%	33%	28%	44%	39%	64%
% 40 - 49 yrs. old	19%	16%	25%	16%	14%	28%	22%	19%	23%	14%
% 50 yrs. or older	0%	0%	0%	3%	3%	6%	0%	4%	3%	0%



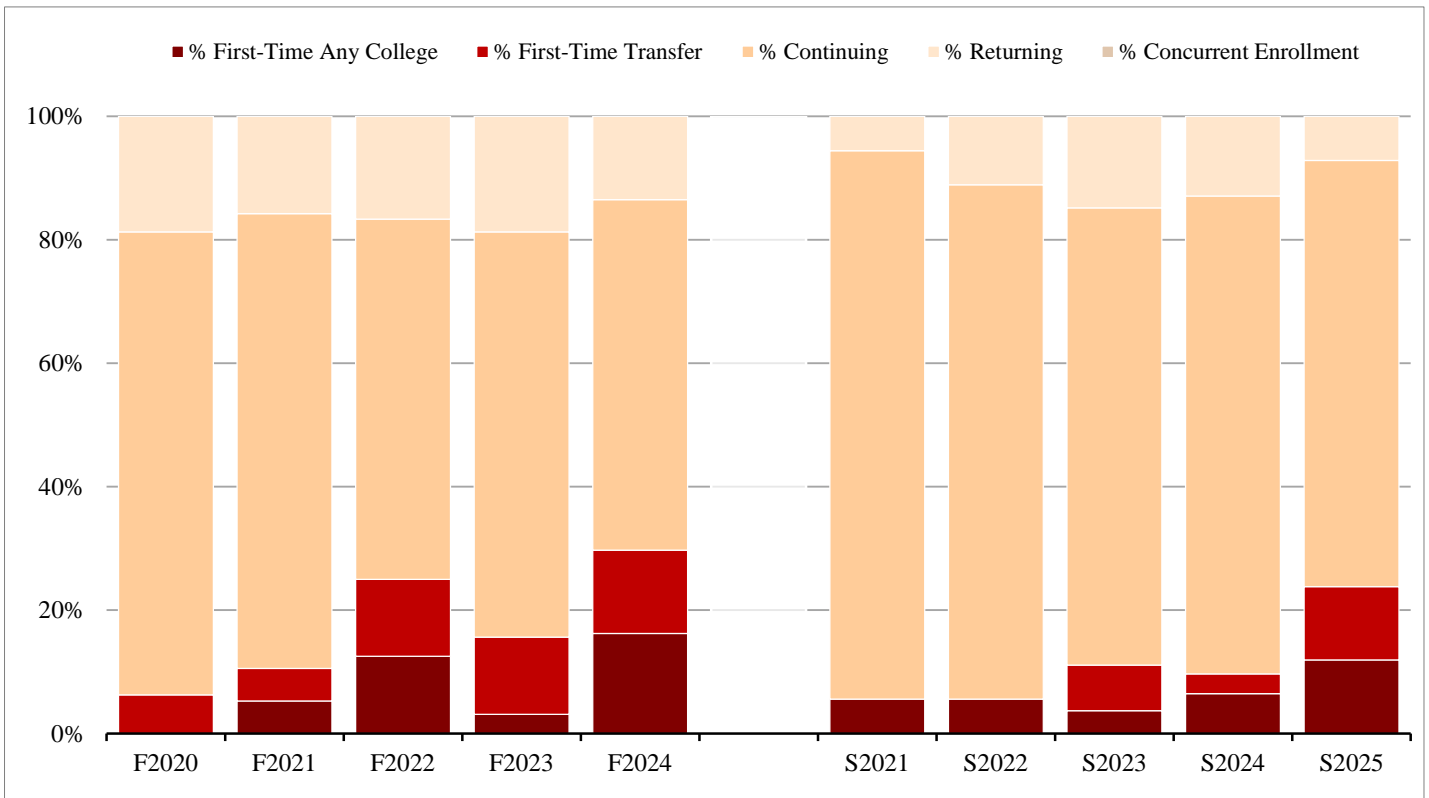
Student Demographic: Race-Ethnicity

California Work Opportunity and Responsibility to Kids (CalWORKs)										
	Fall Terms					Spring Terms				
	F2020	F2021	F2022	F2023	F2024	S2021	S2022	S2023	S2024	S2025
African American	2	2	3	5	8	2	2	6	6	8
Asian	2	5	6	6	10	4	3	8	7	14
Filipino	0	0	1	0	0	0	0	0	0	0
Latino	3	5	8	10	11	2	5	8	10	10
Native American	0	0	0	0	0	0	0	0	0	0
Pacific Islander	0	0	0	0	0	0	0	0	0	0
White	9	6	6	8	5	9	5	4	7	6
Multiethnic	0	1	0	2	3	1	3	1	1	4
Other/Unknown	0	0	0	1	0	0	0	0	0	0
% African American	13%	11%	13%	16%	22%	11%	11%	22%	19%	19%
% Asian	13%	26%	25%	19%	27%	22%	17%	30%	23%	33%
% Filipino	0%	0%	4%	0%	0%	0%	0%	0%	0%	0%
% Latino	19%	26%	33%	31%	30%	11%	28%	30%	32%	24%
% Native American	0%	0%	0%	0%	0%	0%	0%	0%	0%	0%
% Pacific Islander	0%	0%	0%	0%	0%	0%	0%	0%	0%	0%
% White	56%	32%	25%	25%	14%	50%	28%	15%	23%	14%
% Multiethnic	0%	5%	0%	6%	8%	6%	17%	4%	3%	10%
% Other/Unknown	0%	0%	0%	3%	0%	0%	0%	0%	0%	0%



Student Enrollment Status

California Work Opportunity and Responsibility to Kids (CalWORKs)										
	Fall Terms					Spring Terms				
	F2020	F2021	F2022	F2023	F2024	S2021	S2022	S2023	S2024	S2025
First-Time Any College	0	1	3	1	6	1	1	1	2	5
First-Time Transfer	1	1	3	4	5	0	0	2	1	5
Continuing	12	14	14	21	21	16	15	20	24	29
Returning	3	3	4	6	5	1	2	4	4	3
Concurrent Enrollment	0	0	0	0	0	0	0	0	0	0
% First-Time Any College	0%	5%	13%	3%	16%	6%	6%	4%	6%	12%
% First-Time Transfer	6%	5%	13%	13%	14%	0%	0%	7%	3%	12%
% Continuing	75%	74%	58%	66%	57%	89%	83%	74%	77%	69%
% Returning	19%	16%	17%	19%	14%	6%	11%	15%	13%	7%
% Concurrent Enrollment	0%	0%	0%	0%	0%	0%	0%	0%	0%	0%



Definitions:

First-Time Any College: Students enrolled in college for the first time.

First-Time Transfer: Students transferring to LPC in the current semester from another community college or university.

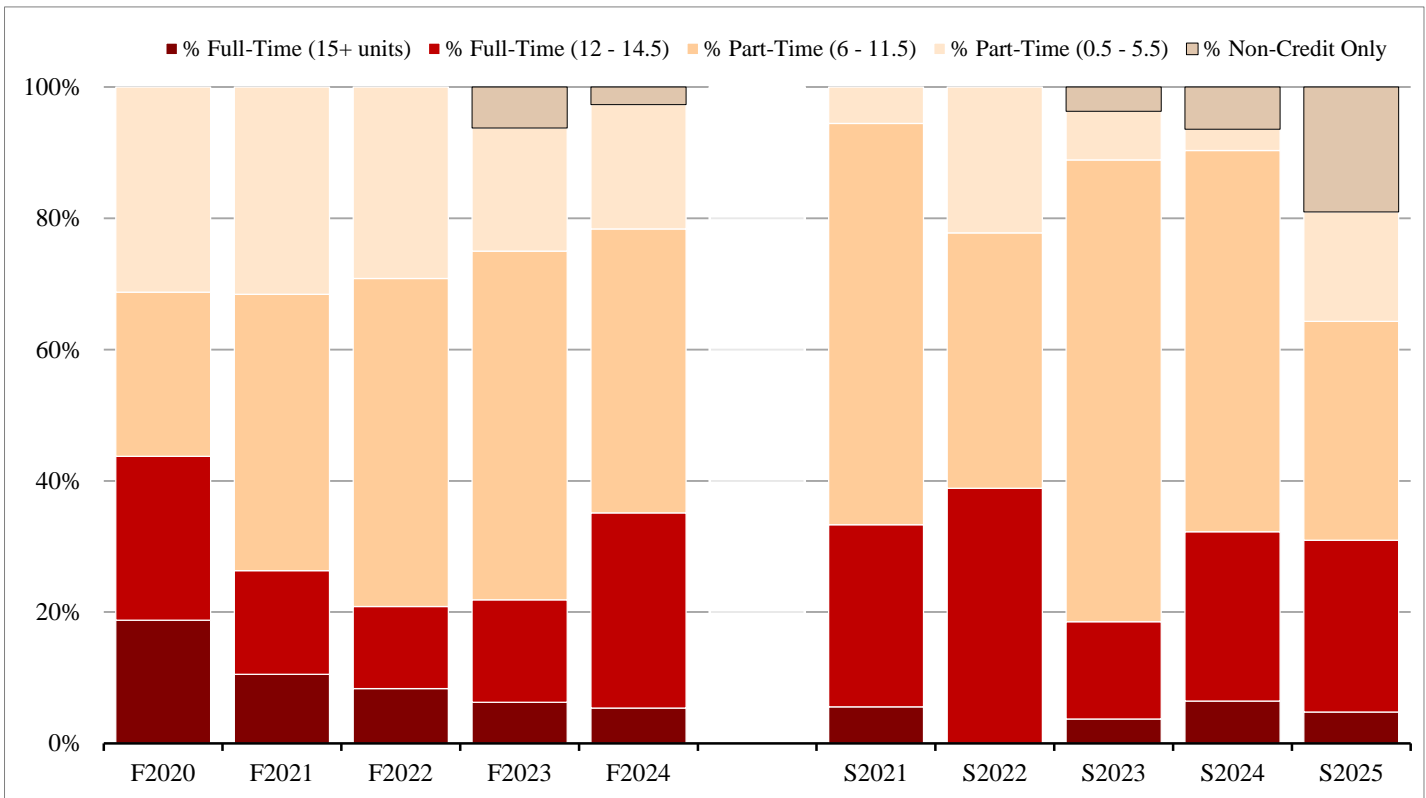
Continuing: Students enrolled in the current semester and were enrolled in the previous primary term. Primary terms are Fall and Spring.

Returning: Students enrolled at LPC after an absence of one or more primary terms from the District.

Concurrent Enrollment: A special admit student currently enrolled in K-12.

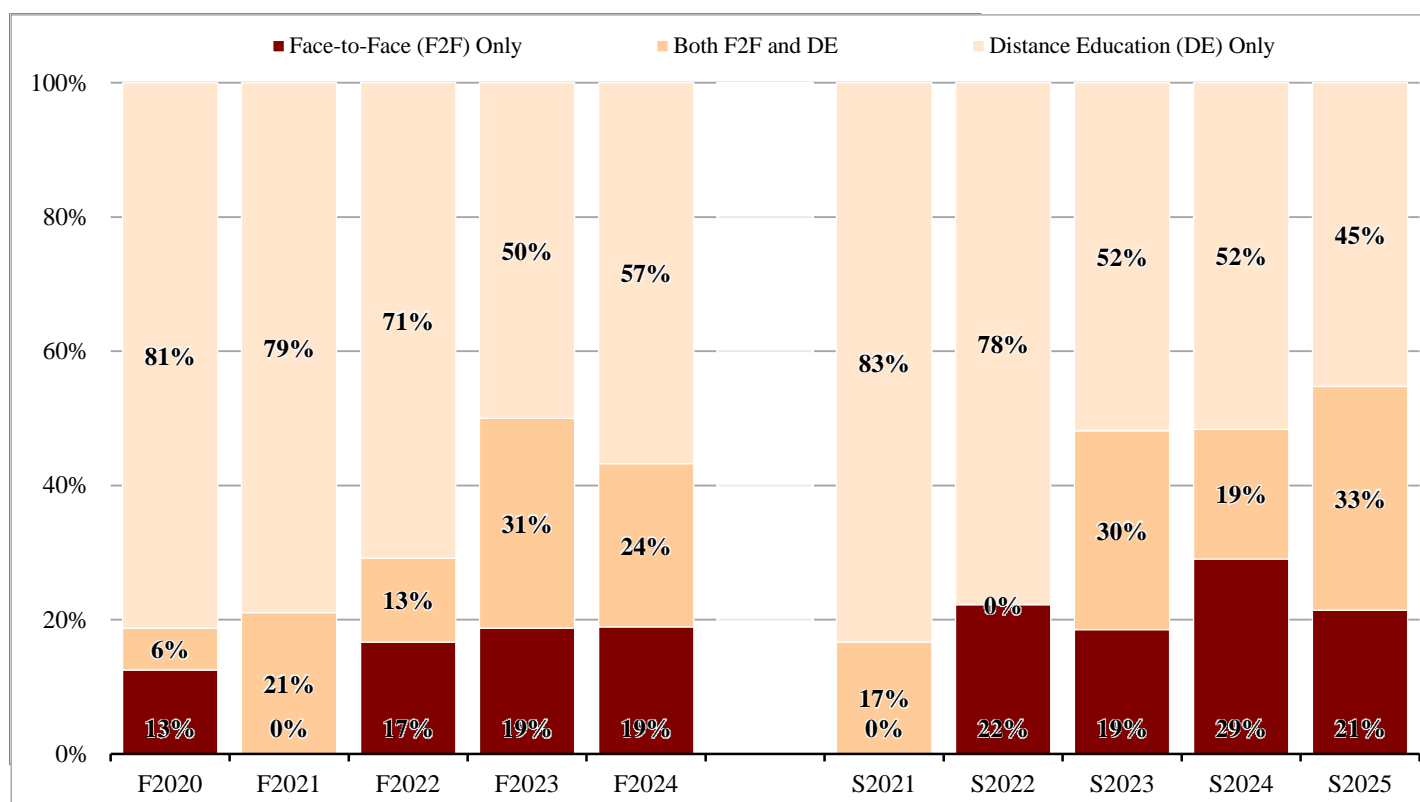
Student Unit Load

California Work Opportunity and Responsibility to Kids (CalWORKs)										
	Fall Terms					Spring Terms				
	F2020	F2021	F2022	F2023	F2024	S2021	S2022	S2023	S2024	S2025
Full-Time (15+ units)	3	2	2	2	2	1	0	1	2	2
Full-Time (12 - 14.5 units)	4	3	3	5	11	5	7	4	8	11
Part-Time (6 - 11.5 units)	4	8	12	17	16	11	7	19	18	14
Part-Time (0.5 - 5.5 units)	5	6	7	6	7	1	4	2	1	7
Non-Credit Only	0	0	0	2	1	0	0	1	2	8
% Full-Time (15+ units)	19%	11%	8%	6%	5%	6%	0%	4%	6%	5%
% Full-Time (12 - 14.5)	25%	16%	13%	16%	30%	28%	39%	15%	26%	26%
% Part-Time (6 - 11.5)	25%	42%	50%	53%	43%	61%	39%	70%	58%	33%
% Part-Time (0.5 - 5.5)	31%	32%	29%	19%	19%	6%	22%	7%	3%	17%
% Non-Credit Only	0%	0%	0%	6%	3%	0%	0%	4%	6%	19%



Students Using Distance Education

California Work Opportunity and Responsibility to Kids (CalWORKs)										
(Categories reflect college-wide coursework)	Fall Terms					Spring Terms				
	F2020	F2021	F2022	F2023	F2024	S2021	S2022	S2023	S2024	S2025
Face-to-Face (F2F) Only	2	0	4	6	7	0	4	5	9	9
Both F2F and DE	1	4	3	10	9	3	0	8	6	14
Distance Education (DE) Only	13	15	17	16	21	15	14	14	16	19
% Face-to-Face (F2F) Only	13%	0%	17%	19%	19%	0%	22%	19%	29%	21%
% Both F2F and DE	6%	21%	13%	31%	24%	17%	0%	30%	19%	33%
% Distance Education (DE) Only	81%	79%	71%	50%	57%	83%	78%	52%	52%	45%



Definitions:

Distance Education (DE) includes enrollments in course sections that deliver course content online. Courses are categorized using the following methods:

Prior to Summer 2020, via section numbers (i.e., start with 'DE', 'HD', 'LD' and 'LO'); courses with 51% of content delivered online.

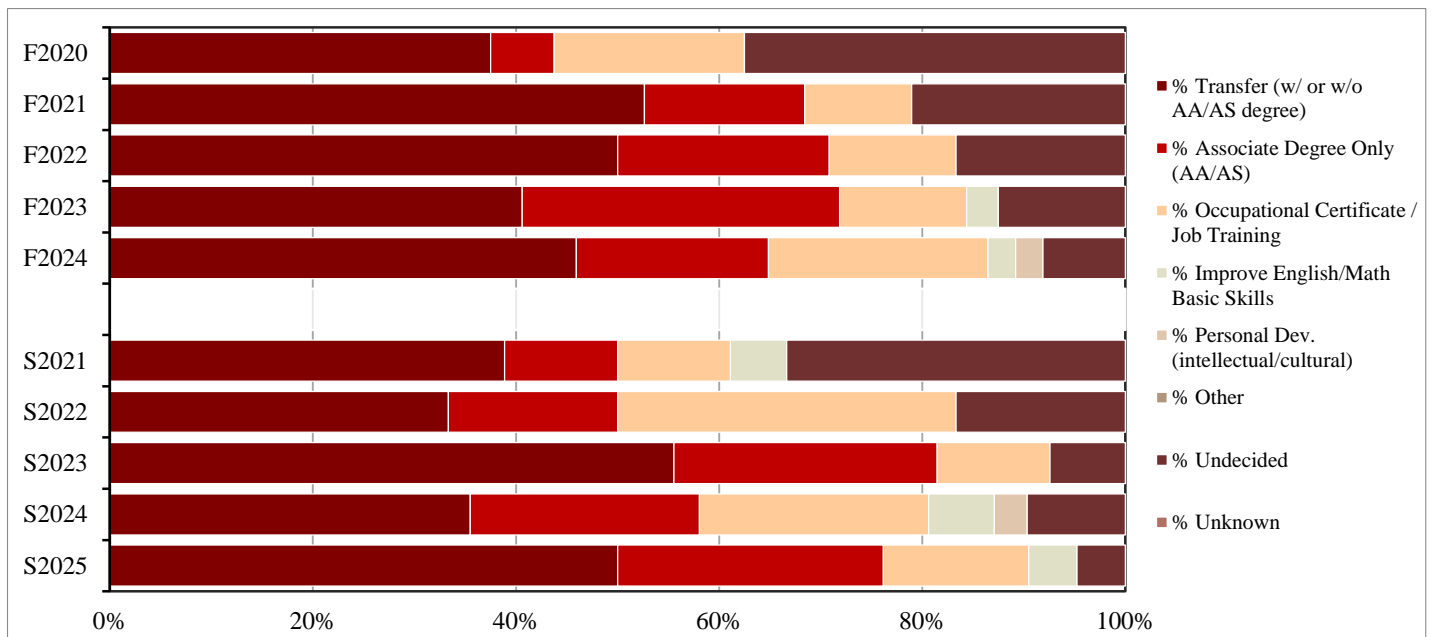
In Summer 2020 and Fall 2020, due to the COVID-19 pandemic, via web comments for each section; identified as any with an online component.

In Spring 2021 and Summer 2021, via section numbers (i.e., 'A##', 'S##', 'B##', 'H##', 'HF#').

Since Fall 2021 to present, via course attributes identifying course modality, or, when no attributes are provided, via section numbers (as previously indicated).

Student Educational Goal

California Work Opportunity and Responsibility to Kids (CalWORKs)										
	Fall Terms					Spring Terms				
	F2020	F2021	F2022	F2023	F2024	S2021	S2022	S2023	S2024	S2025
Transfer (w/ or w/o AA/AS degree)	6	10	12	13	17	7	6	15	11	21
Associate Degree Only (AA/AS)	1	3	5	10	7	2	3	7	7	11
Occupational Certificate / Job Training	3	2	3	4	8	2	6	3	7	6
Improve English/Math Basic Skills	0	0	0	1	1	1	0	0	2	2
Personal Development (intellectual/cultural)	0	0	0	0	1	0	0	0	1	0
Other	0	0	0	0	0	0	0	0	0	0
Undecided	6	4	4	4	3	6	3	2	3	2
Unknown	0	0	0	0	0	0	0	0	0	0
% Transfer (w/ or w/o AA/AS degree)	38%	53%	50%	41%	46%	39%	33%	56%	35%	50%
% Associate Degree Only (AA/AS)	6%	16%	21%	31%	19%	11%	17%	26%	23%	26%
% Occupational Certificate / Job Training	19%	11%	13%	13%	22%	11%	33%	11%	23%	14%
% Improve English/Math Basic Skills	0%	0%	0%	3%	3%	6%	0%	0%	6%	5%
% Personal Dev. (intellectual/cultural)	0%	0%	0%	0%	3%	0%	0%	0%	3%	0%
% Other	0%	0%	0%	0%	0%	0%	0%	0%	0%	0%
% Undecided	38%	21%	17%	13%	8%	33%	17%	7%	10%	5%
% Unknown	0%	0%	0%	0%	0%	0%	0%	0%	0%	0%



Definitions:

Transfer: Students who want to transfer to a 4-year university. Includes students enrolled in 4-year institutions completing requirements at LPC.

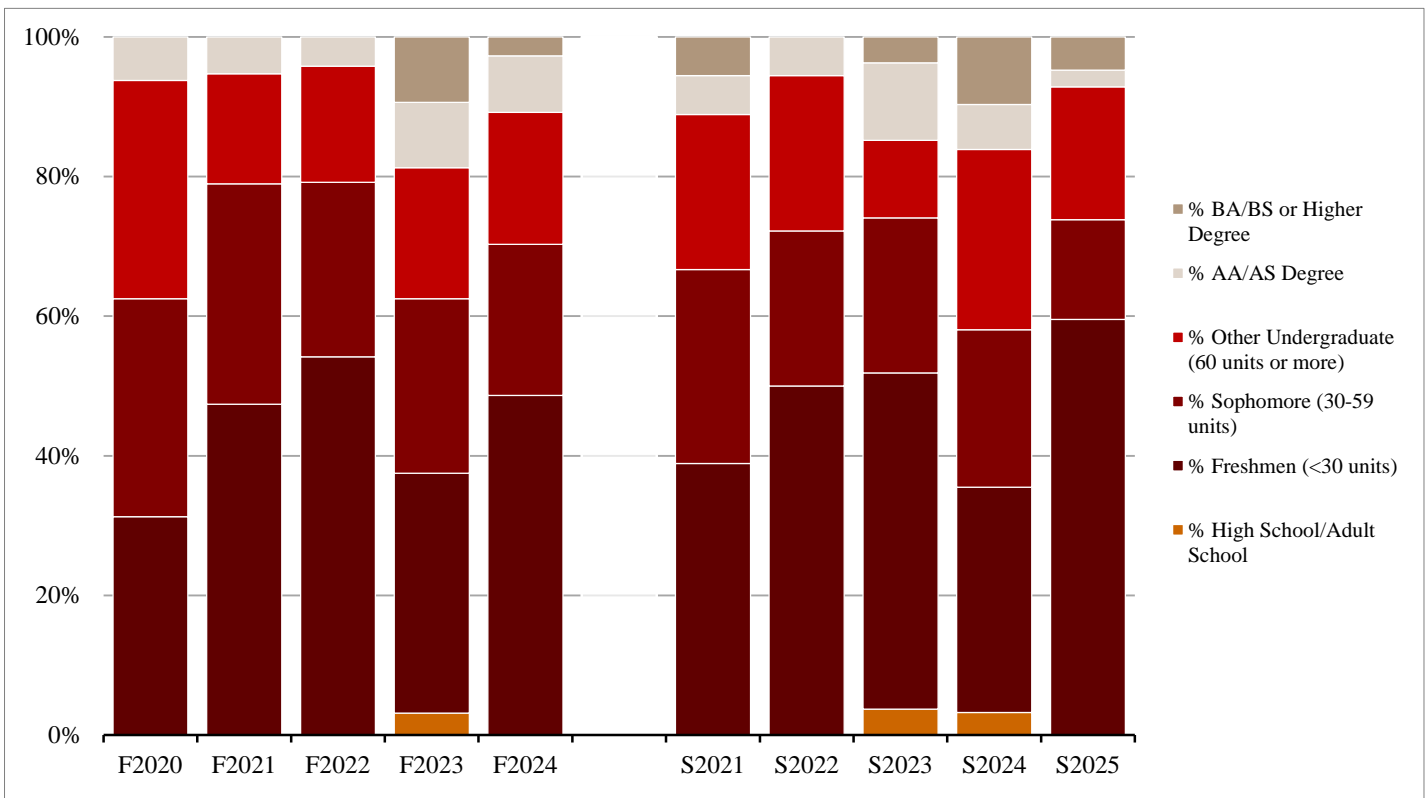
Occupational Certificate/Job Training: Acquire job skills, explore career interests, earn a certificate, or maintain a certificate/license.

Personal Development: Students taking courses for intellectual and/or cultural development.

Other: Students completing diploma/GED requirements or moving from non-credit to credit courses. Data from admission application.

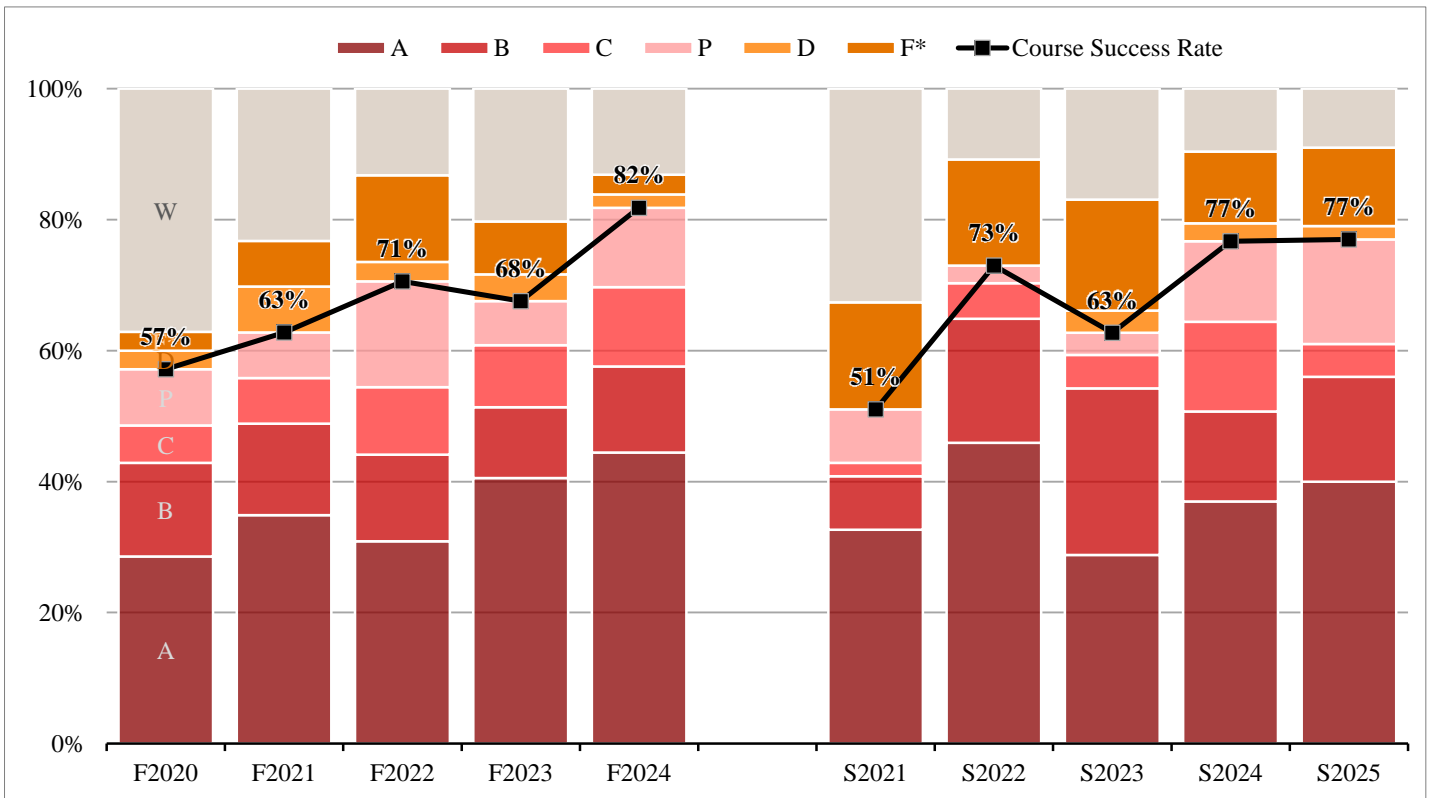
Highest Educational Level of Students

California Work Opportunity and Responsibility to Kids (CalWORKs)										
	Fall Terms					Spring Terms				
	F2020	F2021	F2022	F2023	F2024	S2021	S2022	S2023	S2024	S2025
High School/Adult School	0	0	0	1	0	0	0	1	1	0
Freshmen (<30 units)	5	9	13	11	18	7	9	13	10	25
Sophomore (30-59 units)	5	6	6	8	8	5	4	6	7	6
Other Undergraduate (60 units or more)	5	3	4	6	7	4	4	3	8	8
AA/AS Degree	1	1	1	3	3	1	1	3	2	1
BA/BS or Higher Degree	0	0	0	3	1	1	0	1	3	2
% High School/Adult School	0%	0%	0%	3%	0%	0%	0%	4%	3%	0%
% Freshmen (<30 units)	31%	47%	54%	34%	49%	39%	50%	48%	32%	60%
% Sophomore (30-59 units)	31%	32%	25%	25%	22%	28%	22%	22%	23%	14%
% Other Undergraduate (60 units or more)	31%	16%	17%	19%	19%	22%	22%	11%	26%	19%
% AA/AS Degree	6%	5%	4%	9%	8%	6%	6%	11%	6%	2%
% BA/BS or Higher Degree	0%	0%	0%	9%	3%	6%	0%	4%	10%	5%



Student Performance: Grade Distribution

California Work Opportunity and Responsibility to Kids (CalWORKs)										
	Fall Terms					Spring Terms				
	F2020	F2021	F2022	F2023	F2024	S2021	S2022	S2023	S2024	S2025
Total Course Enrollments	35	43	68	74	99	49	37	59	73	100
Course Success Rates	57%	63%	71%	68%	82%	51%	73%	63%	77%	77%
A	29%	35%	31%	41%	44%	33%	46%	29%	37%	40%
B	14%	14%	13%	11%	13%	8%	19%	25%	14%	16%
C	6%	7%	10%	9%	12%	2%	5%	5%	14%	5%
P	9%	7%	16%	7%	12%	8%	3%	3%	12%	16%
Course Non-Success Rate	6%	14%	16%	12%	5%	16%	16%	20%	14%	14%
D	3%	7%	3%	4%	2%	0%	0%	3%	3%	2%
F*	3%	7%	13%	8%	3%	16%	16%	17%	11%	12%
Withdrawals (See Note)	37%	23%	13%	20%	13%	33%	11%	17%	10%	9%



Definitions:

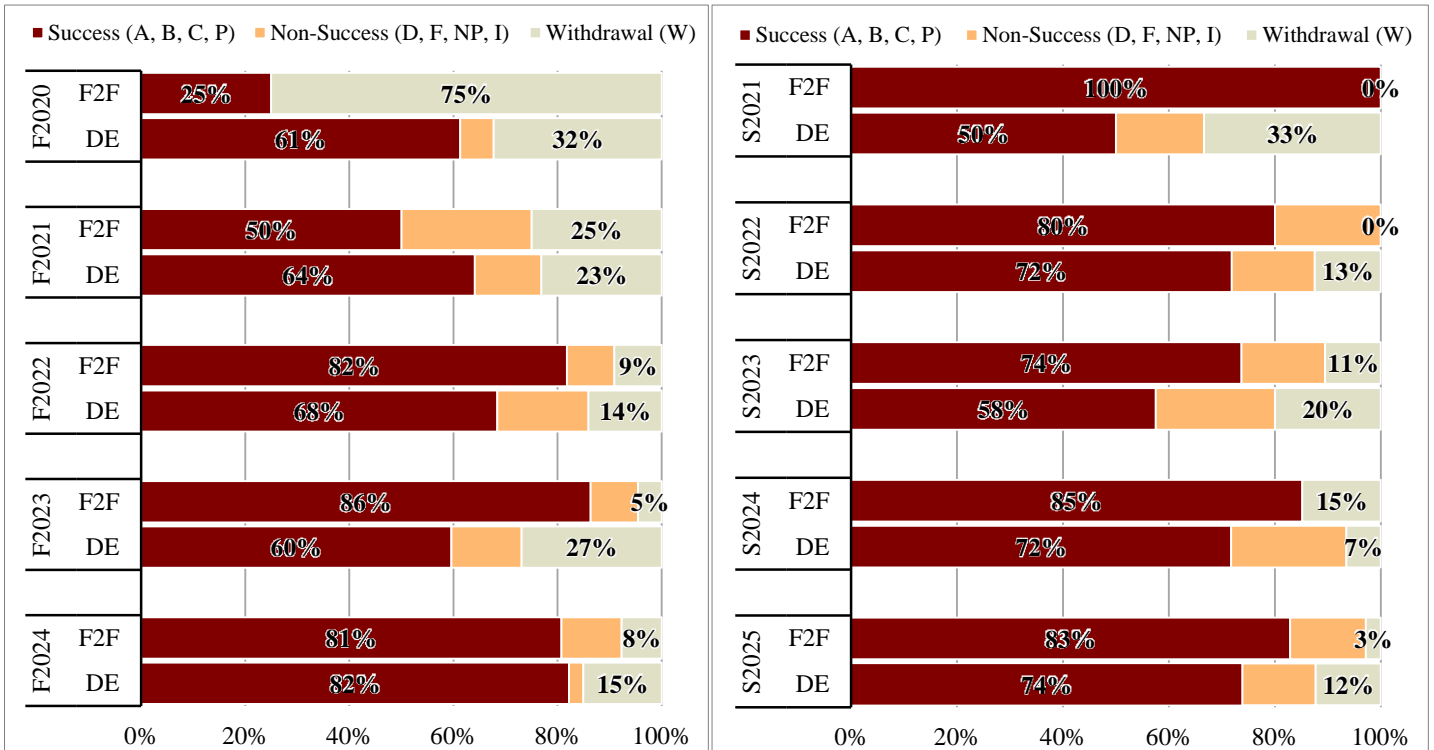
Course Success Rate: Share of course enrollments resulting in a passing grade ('A', 'B', 'C', 'P', 'NCA', 'NCB', 'NCC', or 'NCP').

Course Non-Success Rate: Share of course enrollments resulting in a grade of 'D' or 'F*' (includes: 'F', 'NP', 'T', 'NCD', 'NCF', or 'NCNP').

Withdrawals are the share of course enrollments resulting in (1) a grade notation of 'W', 'MW', or 'EW', or, (2) a course dropped due to COVID-19.

Student Performance: Distance Education

California Work Opportunity and Responsibility to Kids (CalWORKs)										
	Fall Terms					Spring Terms				
	F2020	F2021	F2022	F2023	F2024	S2021	S2022	S2023	S2024	S2025
Total Course Enrollments	35	43	68	74	99	49	37	59	73	100
Face-to-Face (F2F) Sections	4	4	11	22	26	1	5	19	27	35
Success Rates	25%	50%	82%	86%	81%	100%	80%	74%	85%	83%
Non-Success Rates	0%	25%	9%	9%	12%	0%	20%	16%	0%	14%
Withdrawals	75%	25%	9%	5%	8%	0%	0%	11%	15%	3%
Distance Education (DE) Sections	31	39	57	52	73	48	32	41	46	65
Success Rates	61%	64%	68%	60%	82%	50%	72%	58%	72%	74%
Non-Success Rates	6%	13%	18%	13%	3%	17%	16%	23%	22%	14%
Withdrawals	32%	23%	14%	27%	15%	33%	13%	20%	7%	12%



Definitions:

Course Success Rate: Share of course enrollments resulting in a passing grade ('A', 'B', 'C', 'P', 'NCA', 'NCB', 'NCC', or 'NCP').

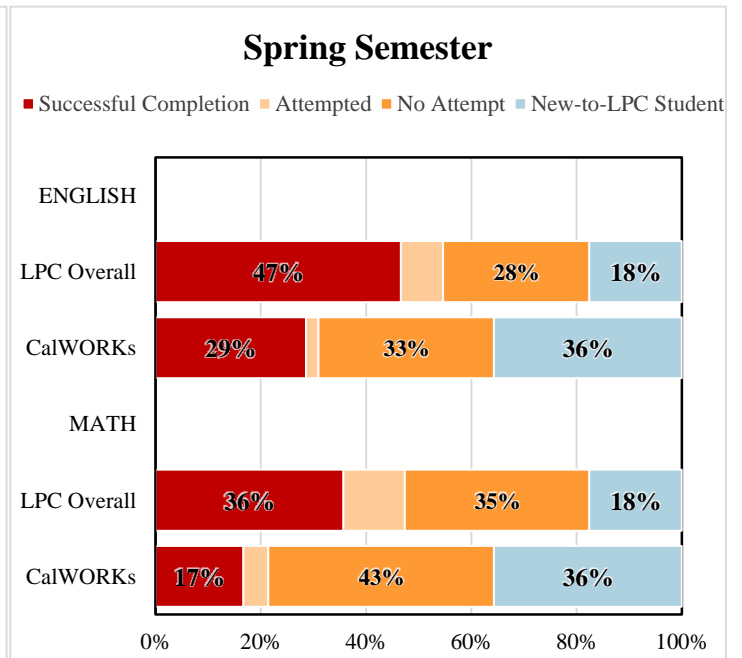
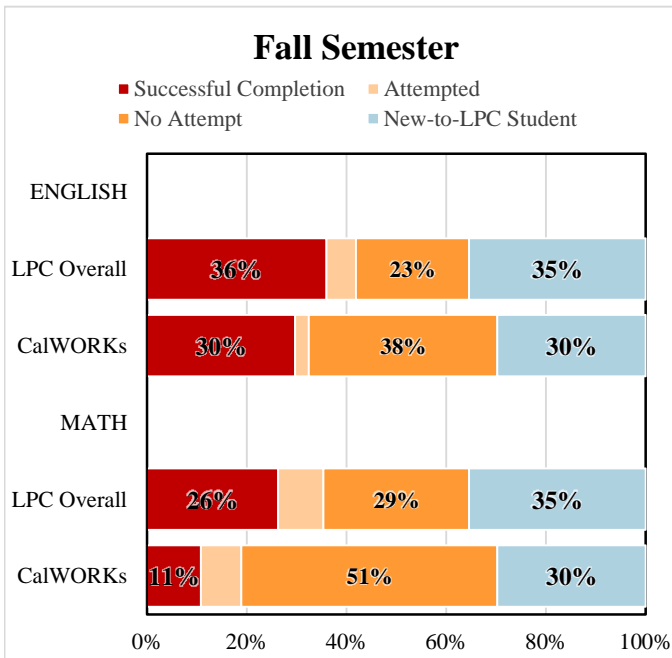
Course Non-Success Rate: Share of course enrollments resulting in a grade of 'D', 'F', 'NP', 'T', 'NCD', 'NCF', or 'NCNP'.

Withdrawals are the share of course enrollments resulting in (1) a grade notation of 'W', 'MW', or 'EW', or, (2) a course dropped due to COVID-19.

Distance Education (DE) includes enrollments in course sections that deliver course content online. (see note in "Students Using Distance Education" for details.)

Prior Experience in English & Math

<i>(English and math status prior to the start of the term)</i>	Fall 2024				Spring 2025			
	CalWORKs		LPC Overall		CalWORKs		LPC Overall	
	Num	Pct	Num	Pct	Num	Pct	Num	Pct
Transfer-level English								
Successful Completion*	11	30%	2,993	36%	12	29%	3,734	47%
Attempted (<i>not successful</i>)	1	3%	492	6%	1	2%	641	8%
No Attempt	14	38%	1,892	23%	14	33%	2,223	28%
New-to-LPC Student	11	30%	2,946	35%	15	36%	1,409	18%
Transfer-level Math								
Successful Completion*	4	11%	2,189	26%	7	17%	2,859	36%
Attempted (<i>not successful</i>)	3	8%	757	9%	2	5%	935	12%
No Attempt	19	51%	2,431	29%	18	43%	2,804	35%
New-to-LPC Student	11	30%	2,946	35%	15	36%	1,409	18%



Definitions:

Transfer-Level English:

Successful Completion = earned a passing grade in ENG 1A or 1AEX, or attempted a higher transfer-level course in the sequence in prior terms.

Attempted (no successful completion) = attempted ENG 1A or 1AEX in prior terms but did not receive a passing grade.

No Prior Attempt = no prior enrollment in transfer-level English within the sequence.

New-to-LPC Student = enrollments from students with no for credit enrollments within our district prior to the current term.

Transfer-Level Math:

Successful Completion = earned a passing grade in a transfer-level math course or attempted a higher transfer-level course in the sequence in prior terms.

Attempted (no successful completion) = attempted a entry transfer-level math course in prior terms but did not receive a passing grade.

No Prior Attempt = no prior enrollment in transfer-level math within the sequence.

New-to-LPC Student = enrollments from students with no for credit enrollments within our district prior to the current term.